

घटक १ : पूर्वतयारी

घटक २ : संख्याओळख १ ते ५

घटक ३ : संख्याओळख ६ ते ९

घटक १

वस्तू ओळख



वस्तू ओळख



हे पक्षी कोण बरे?



हे पशू कोण बरे?



चित्रे ओळखा

समूह

Activity



पुस्तकांचा समूह

खडूंचा समूह



समूहाची ओळख

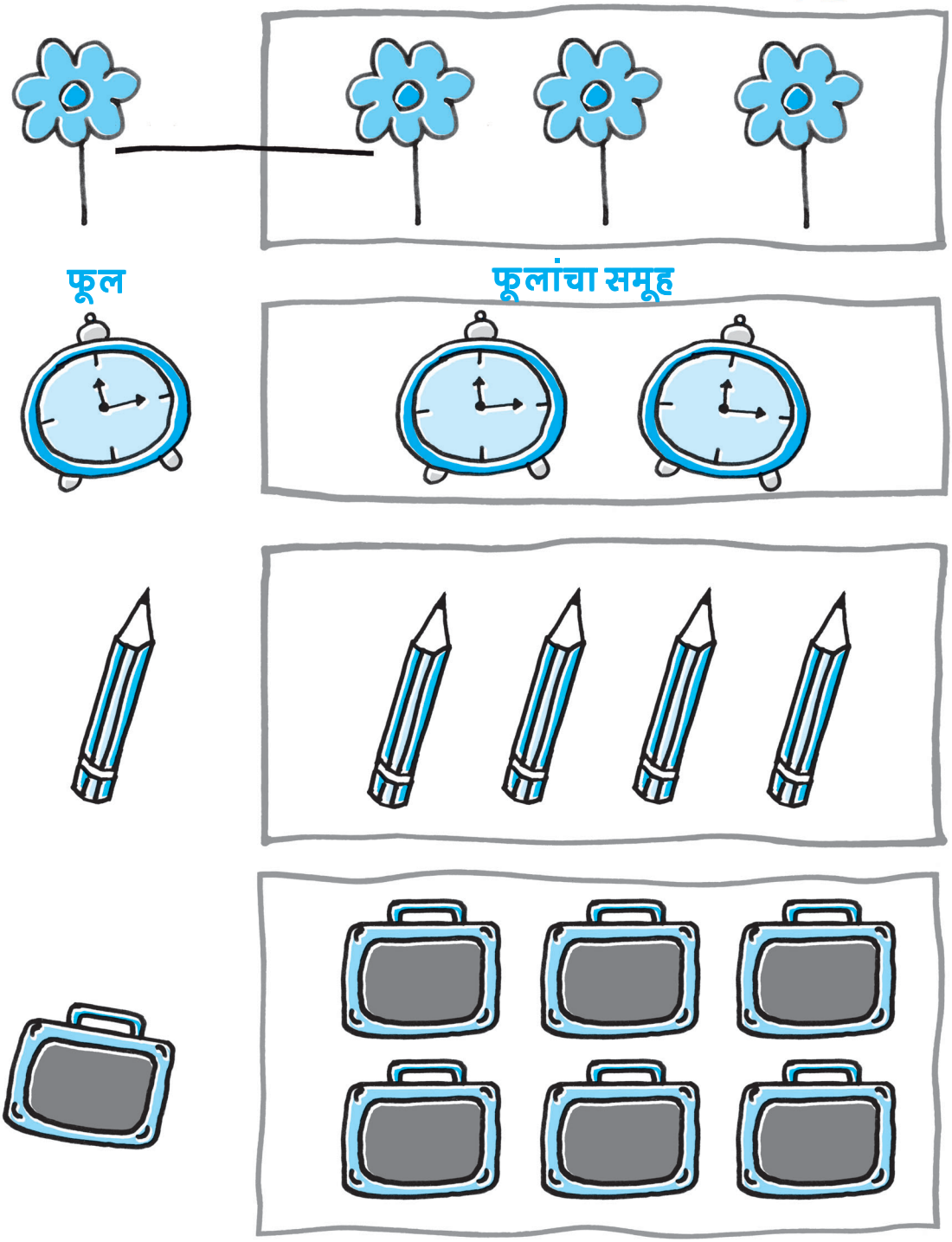

समूहाची ओळख



एक – अनेक



एक – अनेक







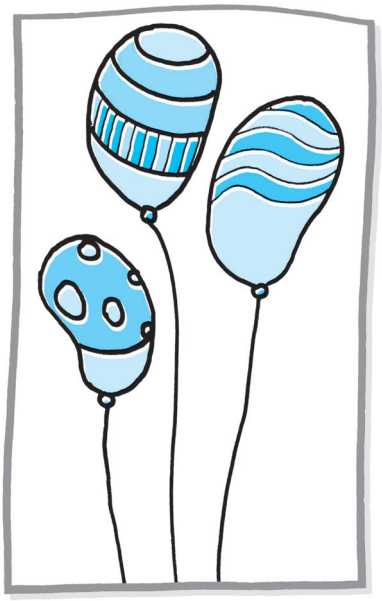





सराव

वस्तूंच्या जोड्या

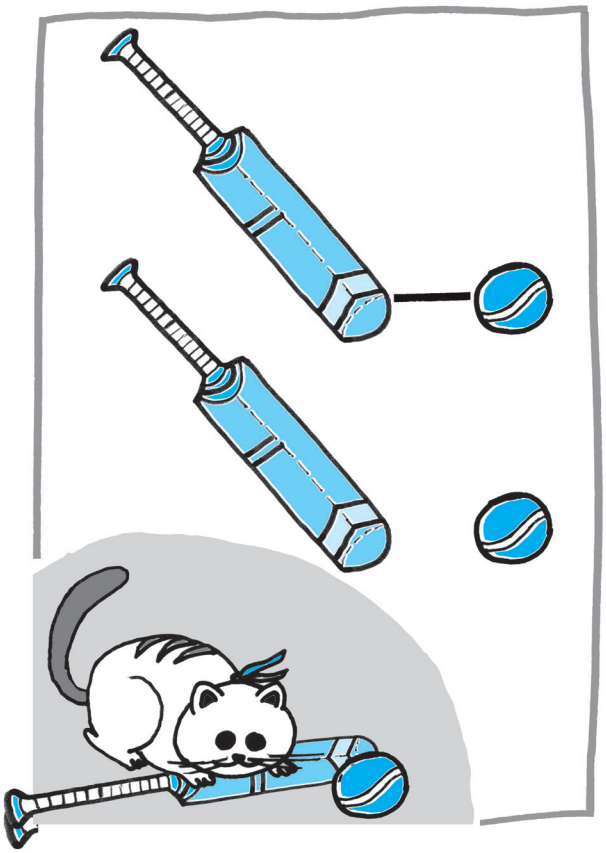





एकास एक जोडी लावा

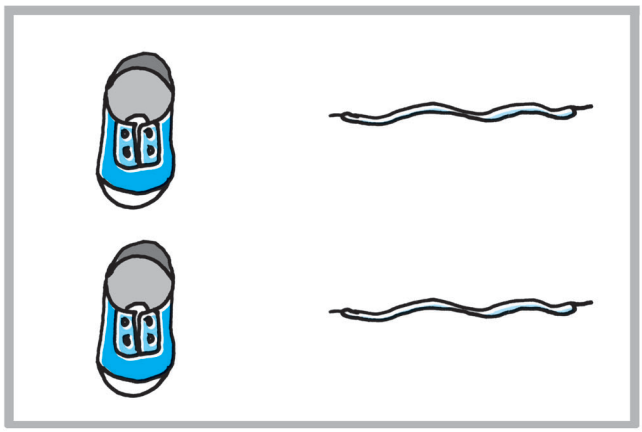

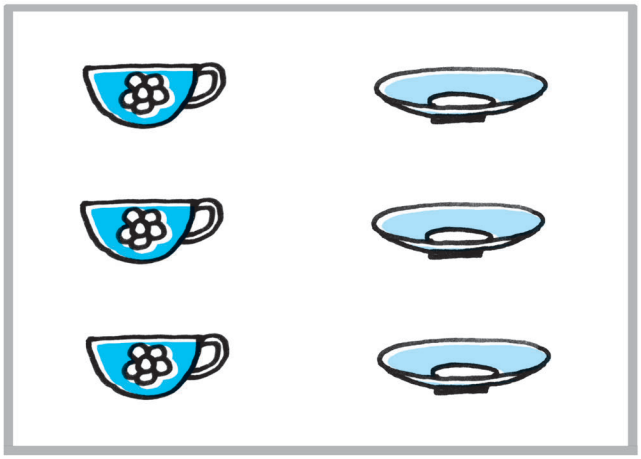

एकास एक जोडी लावा

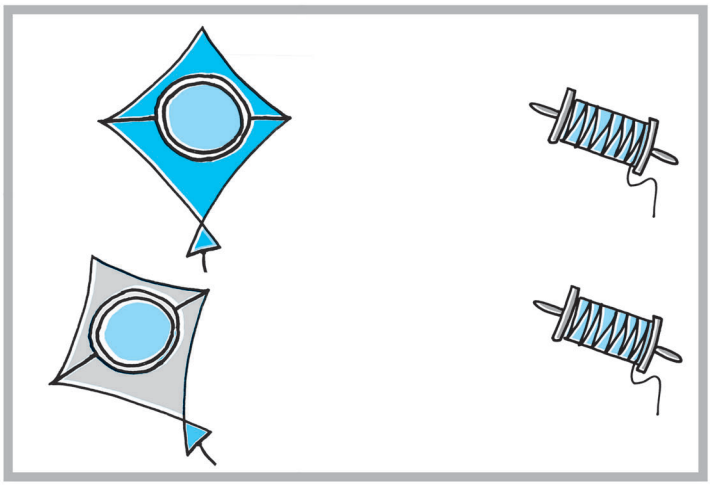

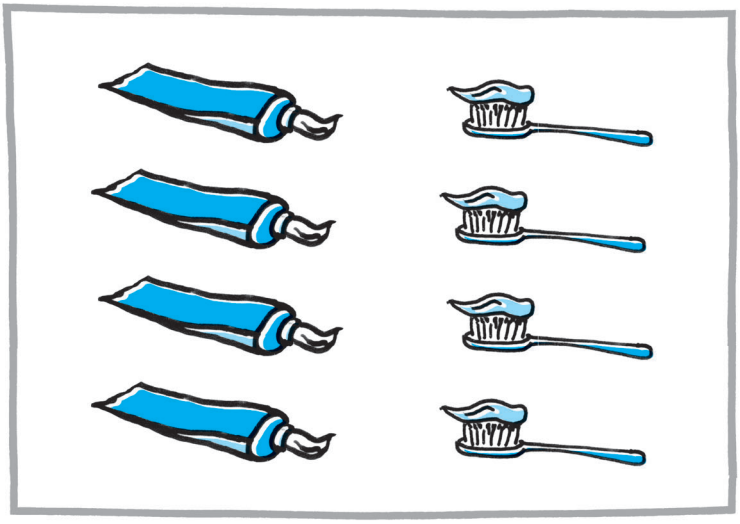

एक

आकाशात एक पतंग उडत आहे.

१

एक







दोन

सोबतीला आला आणखी एक पतंग
आता आकाशात आहेत दोन पतंग

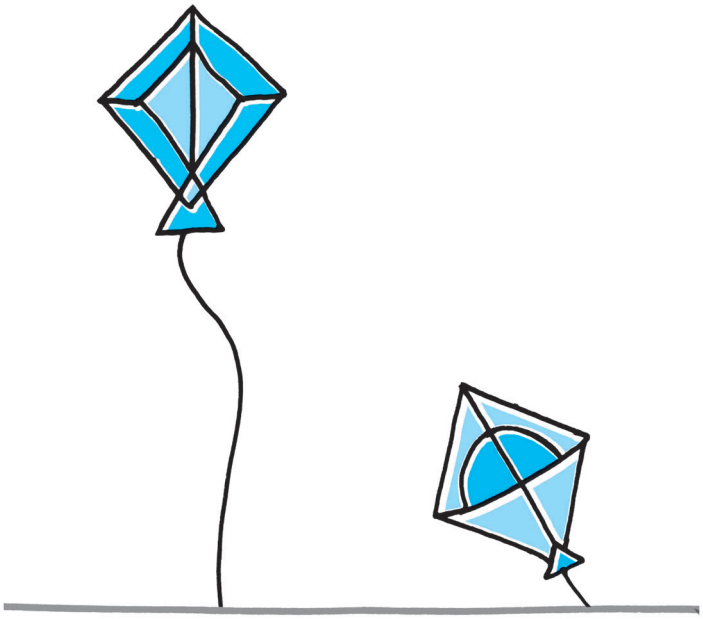





तीन

आणखी एक पतंग उडत आला,
आता झाले तीन

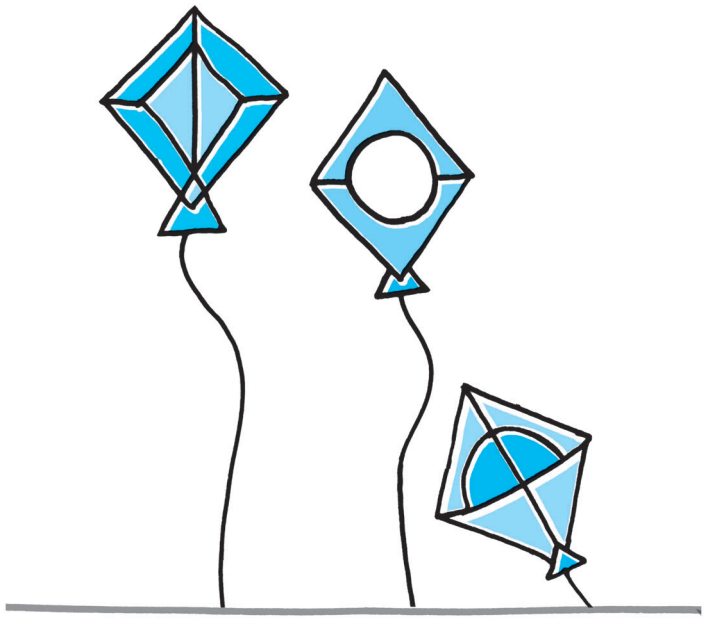





चार

खूपच मज्जा ! चार पतंग उडत आहेत.

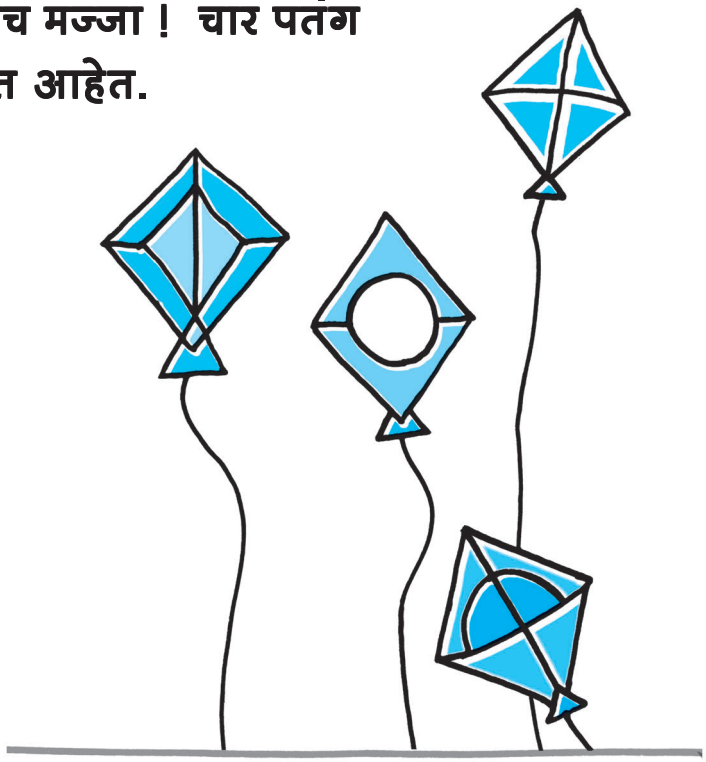

४

चार





पाच

पतंगच पतंग !
मोजून पहा पतंग पाच.

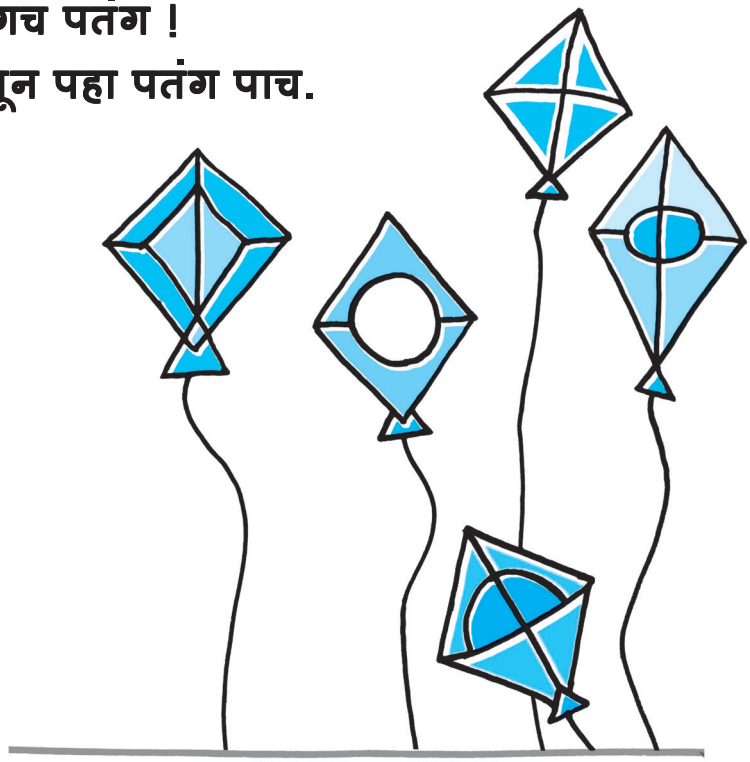

५

पाच

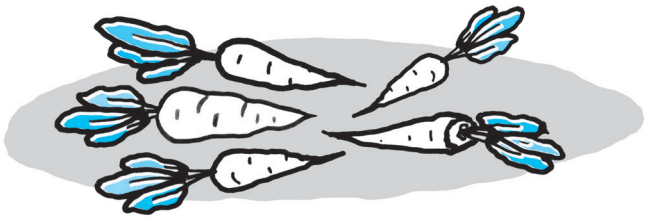



१ ते ५

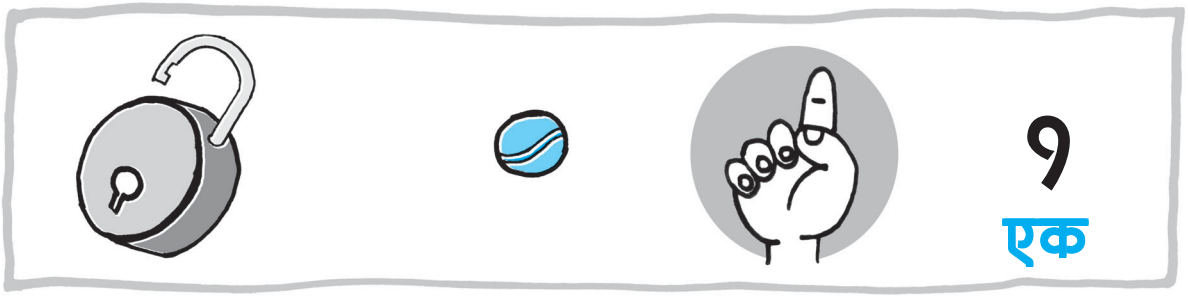

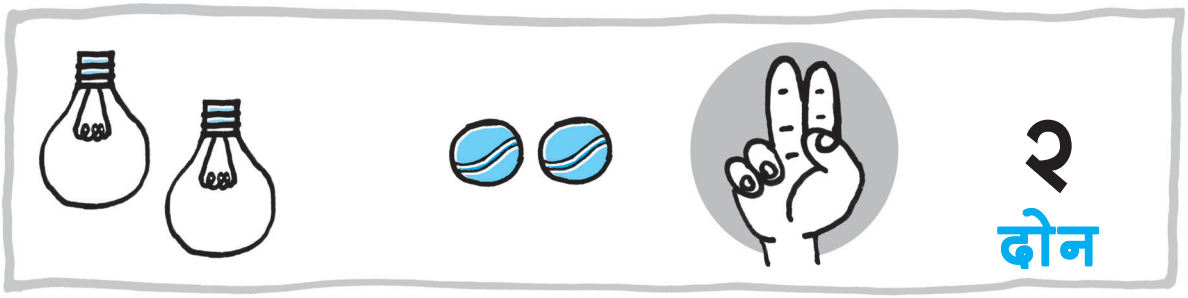

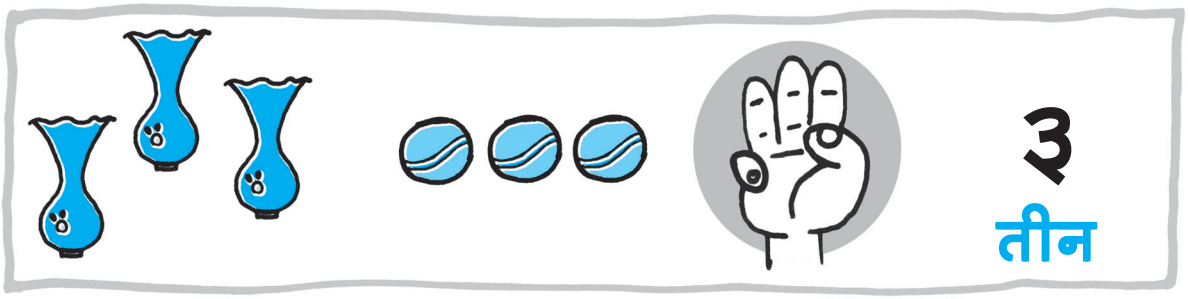





मोजा पाहू



सराव



संख्येपुढील गोळे मोजा

१ ○

२ ○ ○

३ ○ ○ ○

४ ○ ○ ○ ○

५ ○ ○ ○ ○ ○

संख्येइतके गोळे काढा.

१

४

२

३

५

सराव

चित्रे मोजा आणि योग्य संख्येभोवती रिंगण करा

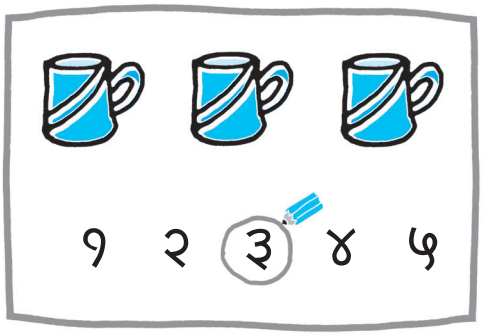

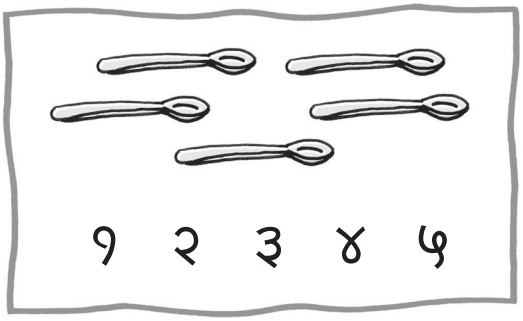

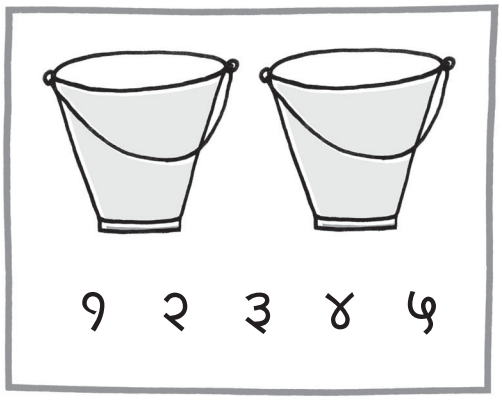

सराव

जोड्या लावा.

१

५

२

४

३



वस्तू मोजा आणि तितके गोळे रंगवा



सगळे गाऊया !

एक लिंबू झेलू
बाई, दोन लिंबू झेलू.

दोन लिंबू झेलू
बाई, तीन लिंबू झेलू.

तीन लिंबू झेलू
बाई, चार लिंबू झेलू.

चार लिंबू झेलू
बाई, पाच लिंबू झेलू.

पाच लिंबू झेलू
बाई, भरभर अंक लिहू.



एकचे लेखन

१	१			

दोनचे लेखन

२	२			

तीनचे लेखन

३	३			

चारचे लेखन

४	४			

पाचचे लेखन

५	५			

सराव

मोजा आणि चौकटीत संख्या लिहा



२

माळेत मणी ओवा

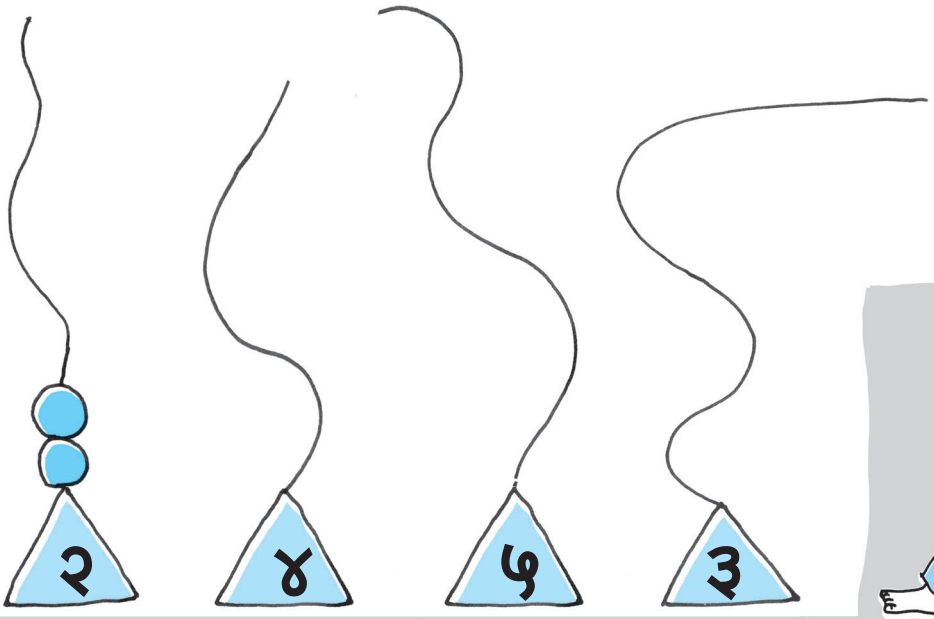

सराव

वस्तू किती?



चित्र पहा

चेंडू किती?		बॅगा किती?	
बॅट किती?		गाड्या किती?	
पेन्सिली किती?		बाहुल्या किती?	
पुस्तके किती?		फुले किती?	

सहा

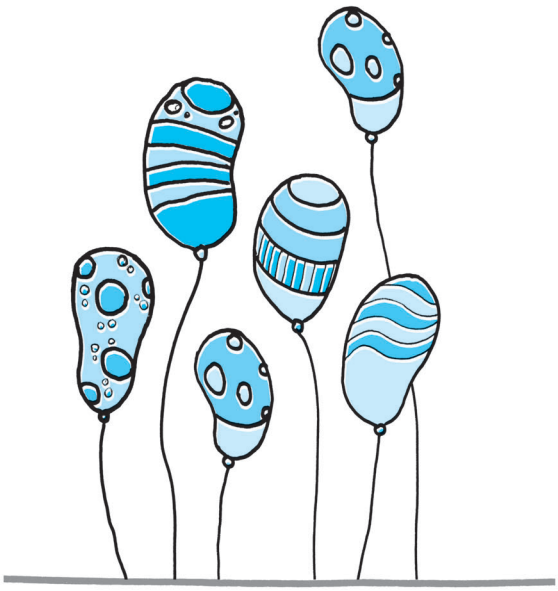



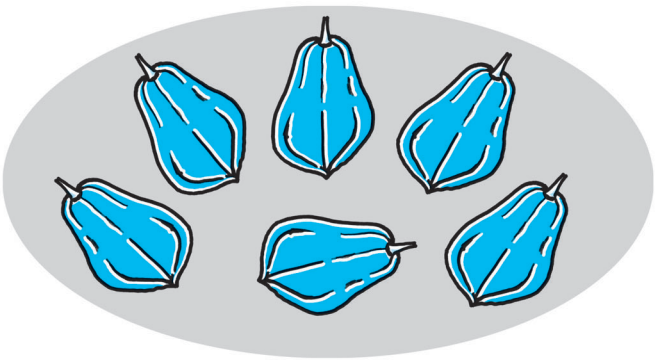



सात









आठ







नऊ





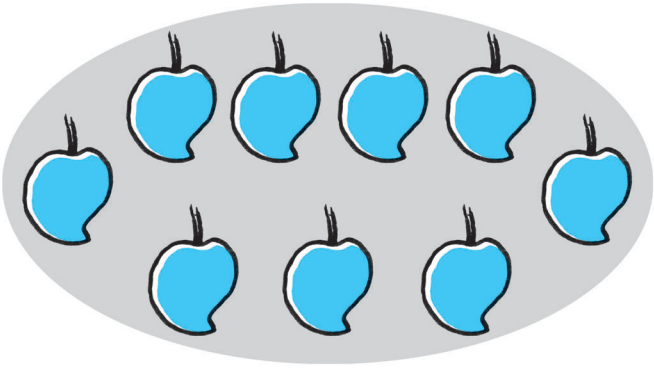

सहाचे लेखन

६	६			



सातचे लेखन

७	७			



आठचे लेखन

८	८			



नऊचे लेखन

९	९			



सहा ते नऊ



६
सहा

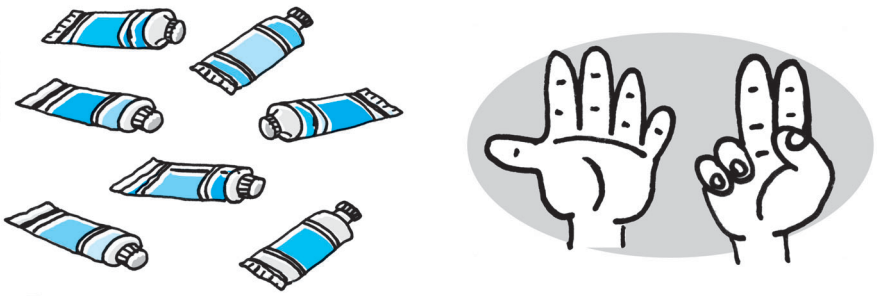

७
सात



८
आठ



९
नऊ

सराव



संख्येसमोरील गोळे मोजा

६

७

८

९

संख्येइतके गोळे काढा

९

७

६

८

सराव

चित्रे मोजा आणि योग्य संख्येभोवती रिंगण करा

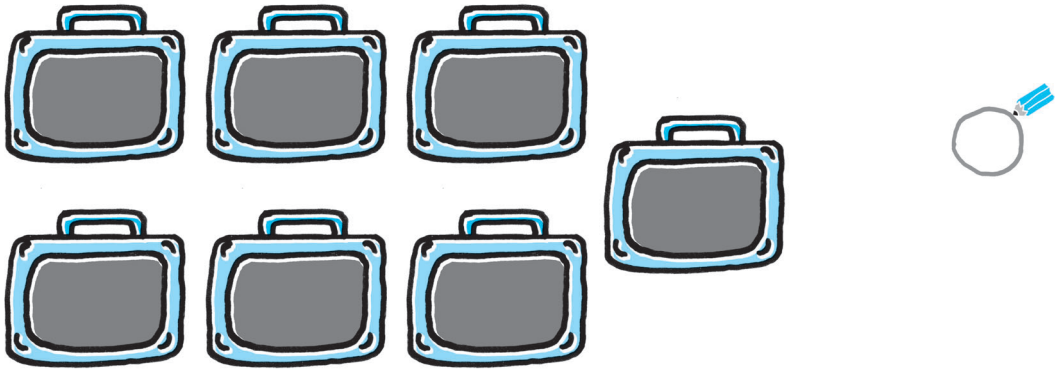



६



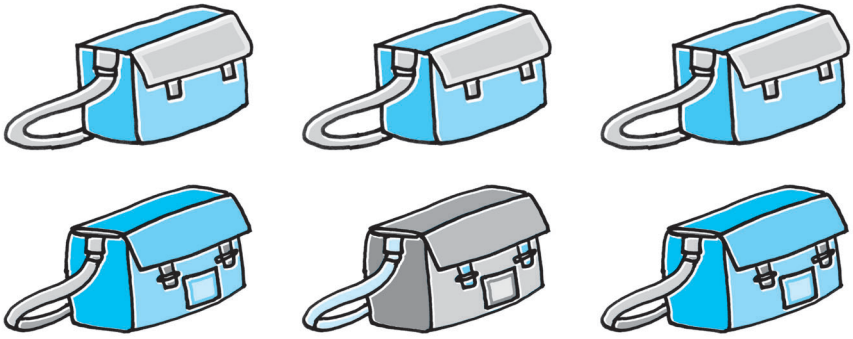

सराव



जोड्या लावा

६

८

७

९

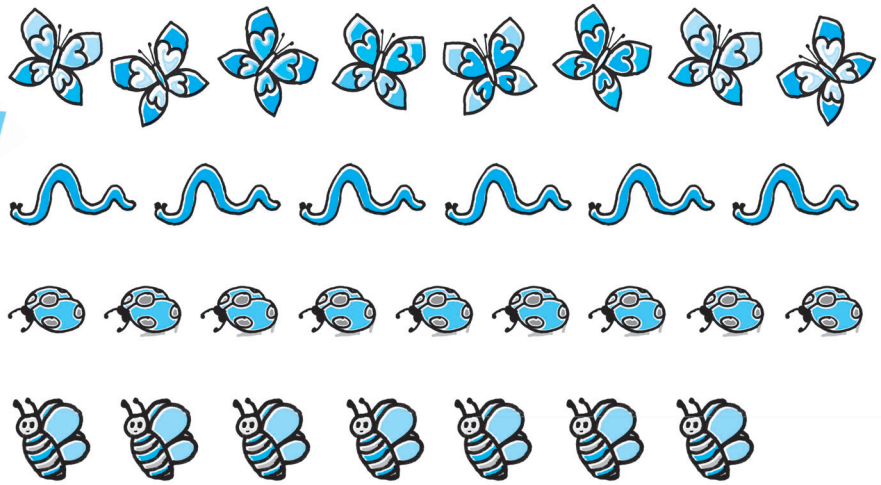

वस्तू मोजा आणि योग्य संख्या चौकटीत लिहा



सगळे गाऊया !

गणितातले आकडे,
एकदा झाले वाकडे.

एकाला फुटले डोके,
दोन म्हणाला ओके.

तीनचा आखूड थाट,
चारच्या पोटात गाठ.

पाचला एकच पाय,
सहाला उंचीच नाय.

सातची कुबडी पाठ,
नाकात आडवा आठ.

नऊचा डोळा गोल,
प्रत्येकाचा वेगळा तोल.

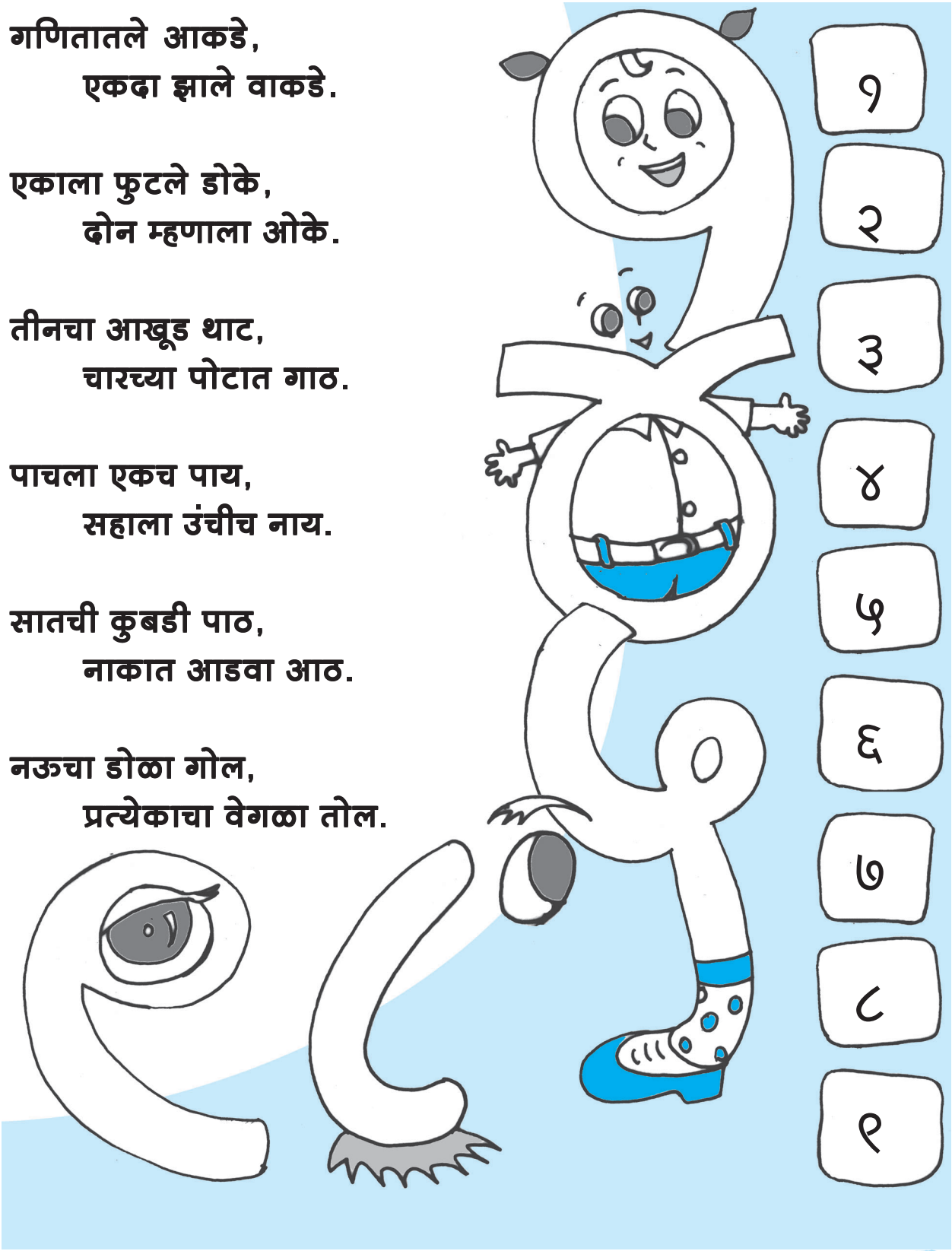

सराव

मोजा आणि चौकटीत संख्या लिहा



सराव

मोजा आणि लिहा

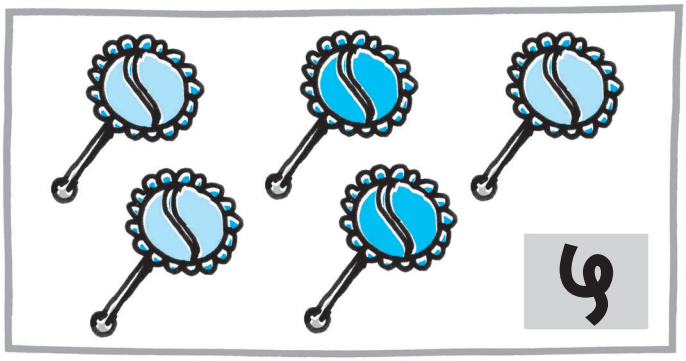

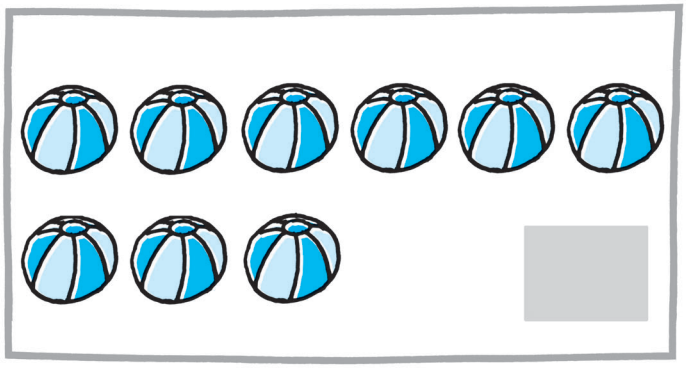









सराव



चित्रात काय काय आहे?

झाडे किती? ☐ **मुले किती?** ☐

नावा किती? ☐ **चेंडू किती?** ☐

घटक ४ : लहान आणि मोठी संख्या

घटक ५ : बेरीज (१ ते ९)

घटक ६ : वजाबाकी (१ ते ९)

Part 2

घटक ४

जितके – तितके

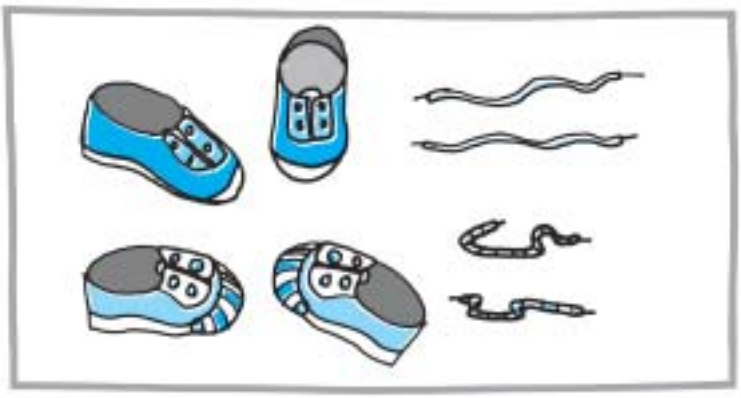

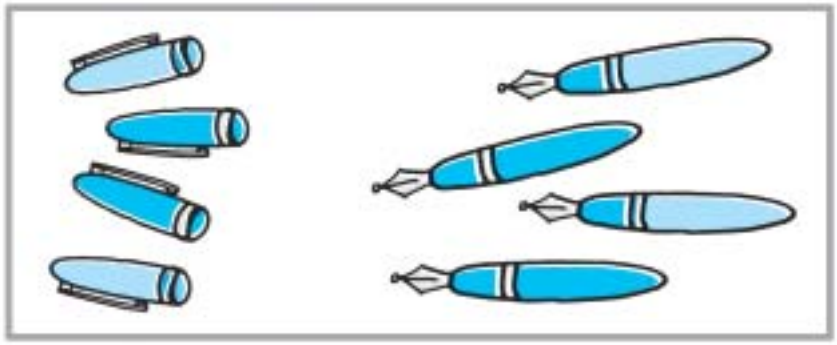



ससे आणि गाजरे

पहा बरे ! प्रत्येक सशासाठी गाजर आहे का?

जास्त काय?

Activity

कोणत्या ढिगात जास्त आगपेट्या आहेत?

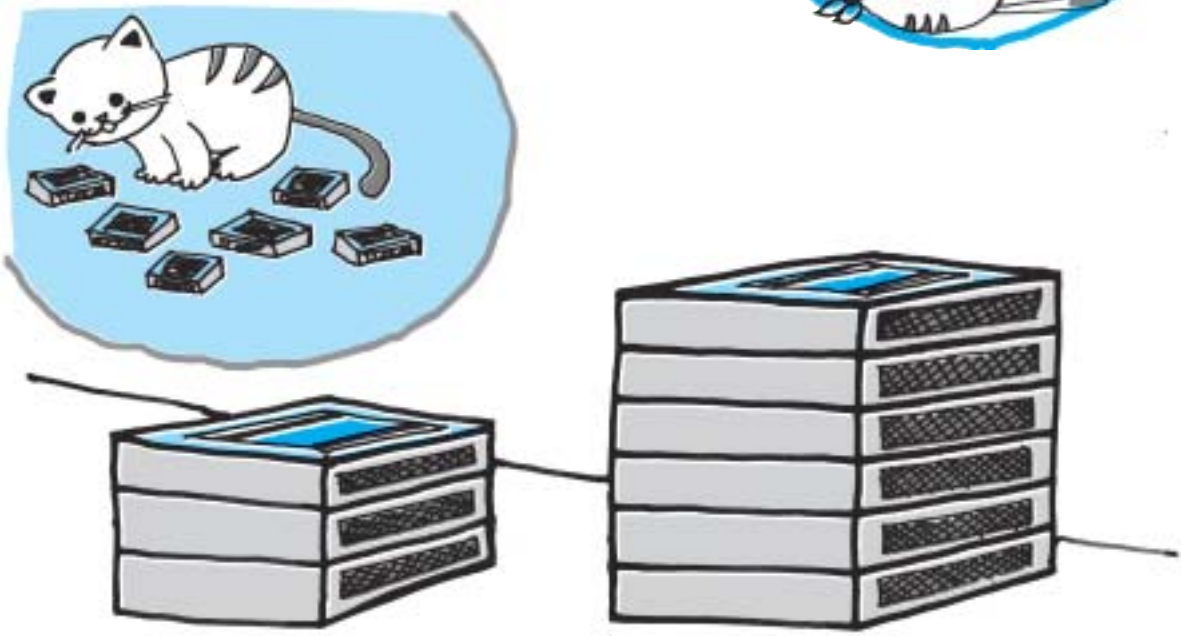

कोणत्या पट्टीवर जास्त चांदण्या आहेत?



जास्त काय?

मुले की छत्र्या?

फुले की मधमाश्या?



४

६

Exercise

मोठ्या संख्येभोवती रिंगण करा

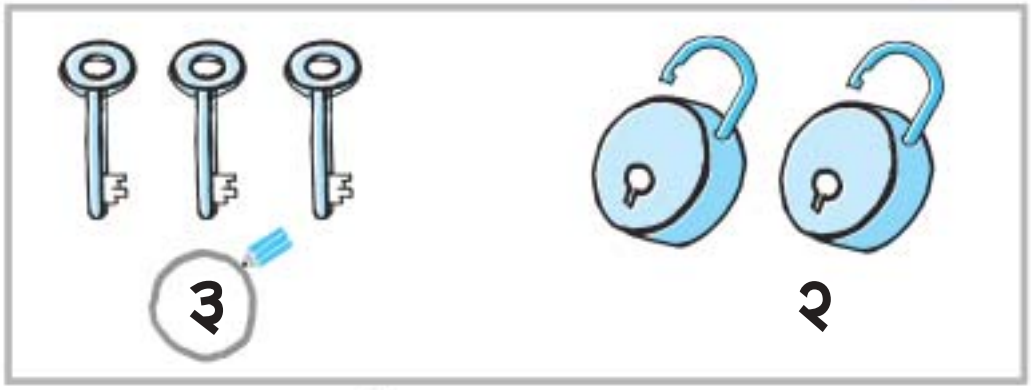

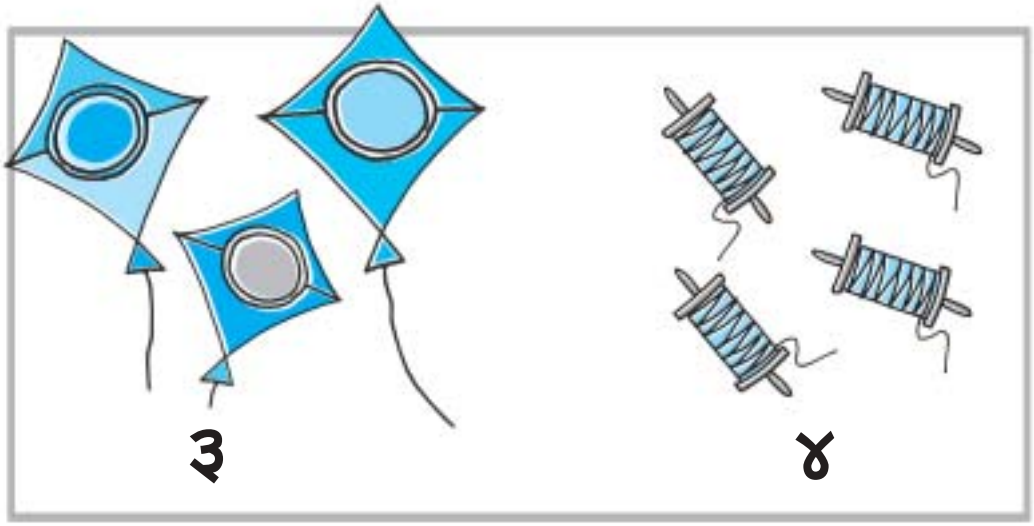

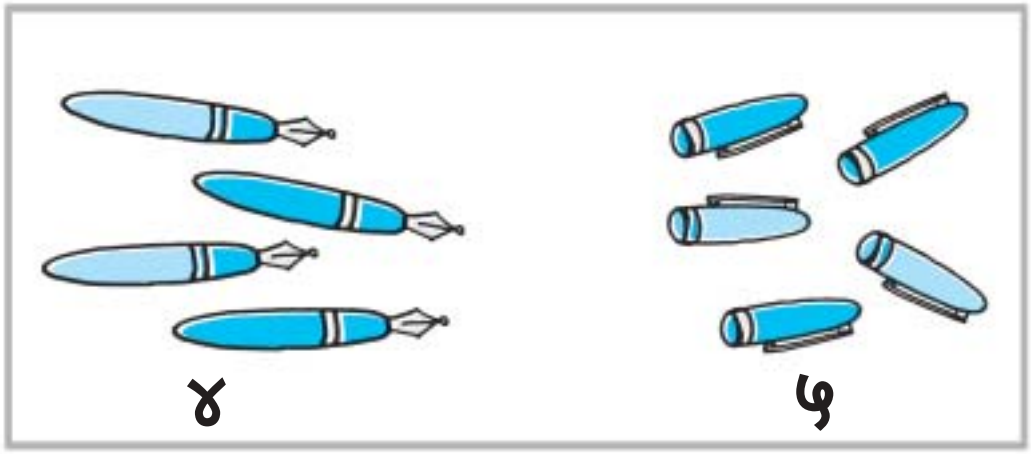

मोठ्या संख्येभोवती रिंगण करा

२	५
७ ६	५ ८
४ ६	६ ९
५ २	४ २
१ ७	४ ३
९ ८	३ ७

टोपीवाला आणि माकडे

तीन माकडे आहेत झाडावर, दोन माकडे आहेत जमिनीवर.
एकूण माकडे किती?

एकूण किती?



३ + २

चला मिळवूया

Activity



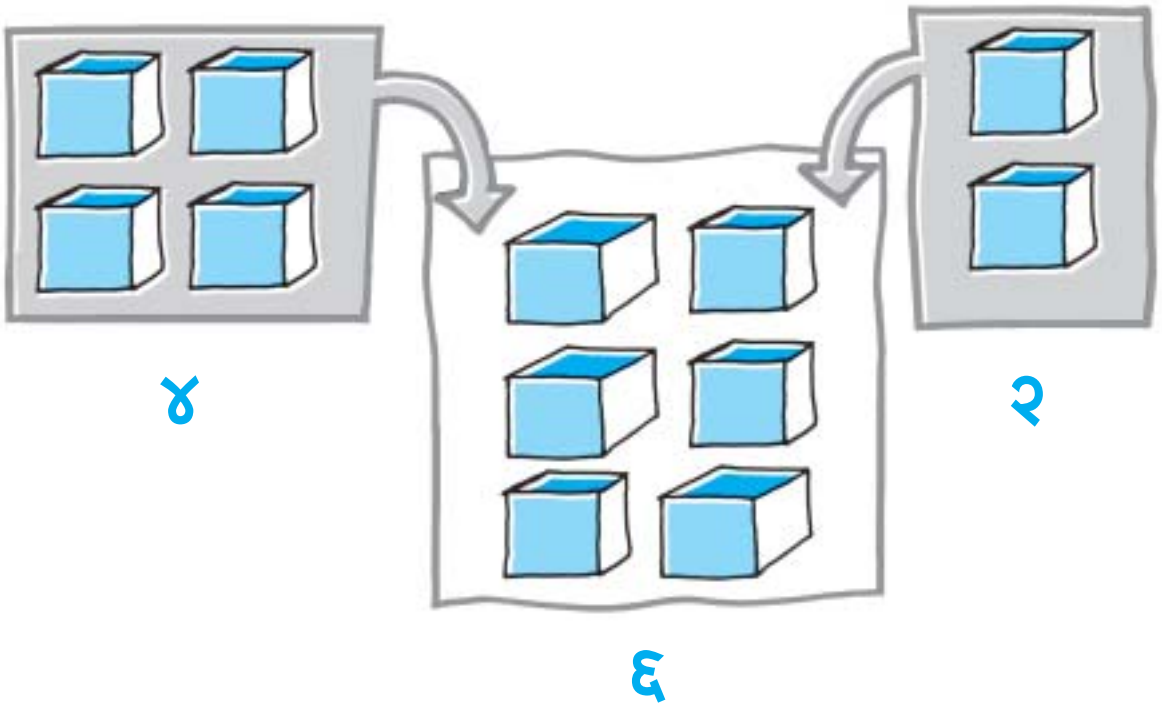

Exercise

रिकाम्या चौकटीत एकूण चित्रे काढा

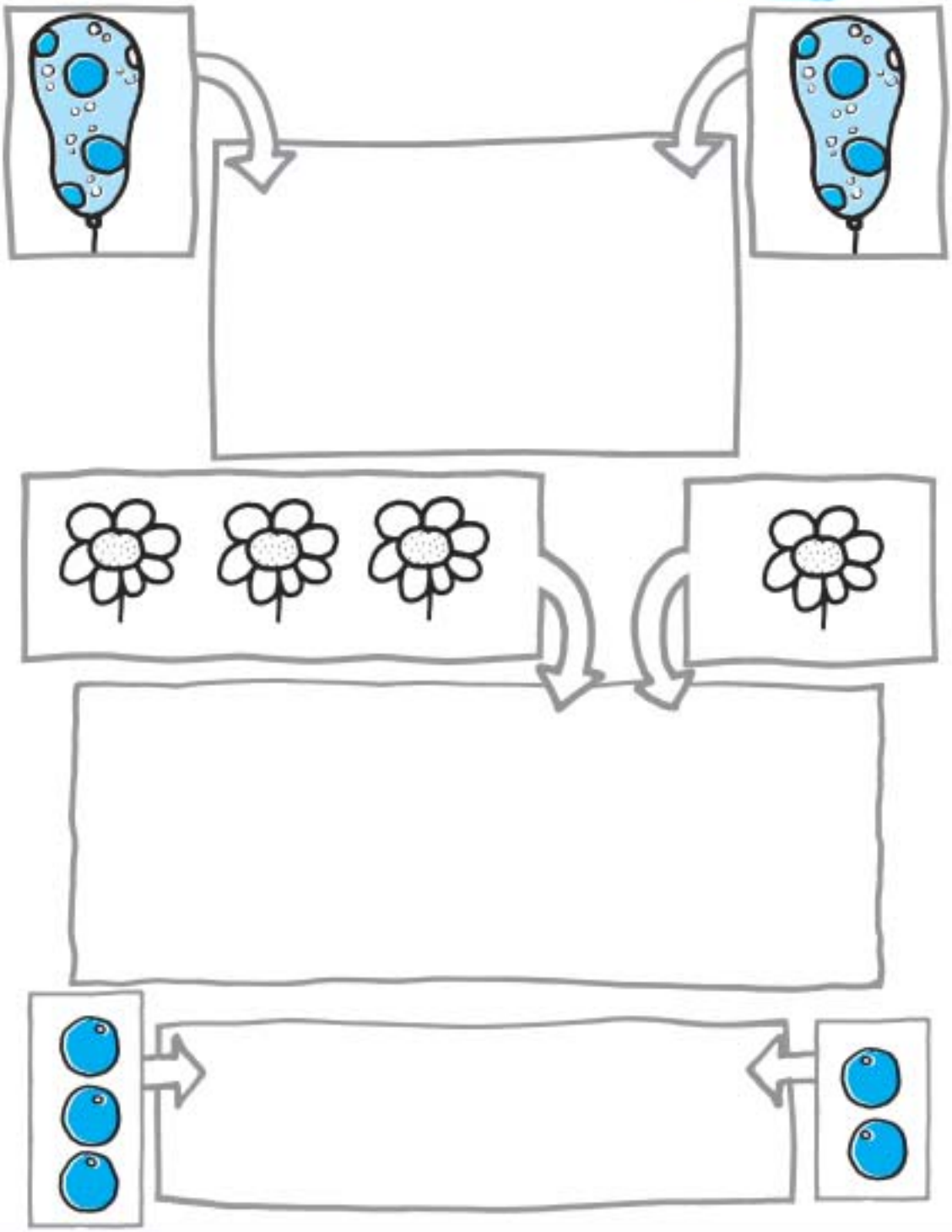

चला मिळवूया

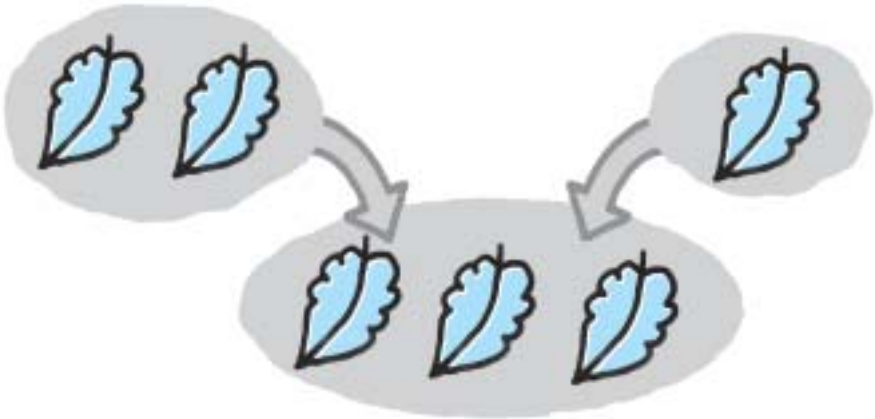

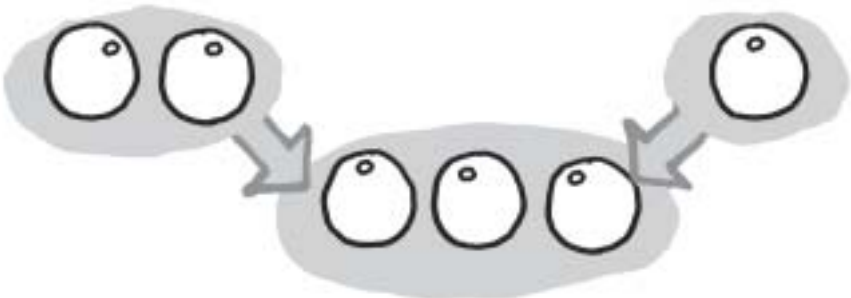

२ + १ = ३

Exercise

बेरीज करा पाहू !

२ + १ = ३

३ + २ = ☐

५ + १ = ☐

५ + ३ = ☐

Exercise

मोजा आणि मिळवा

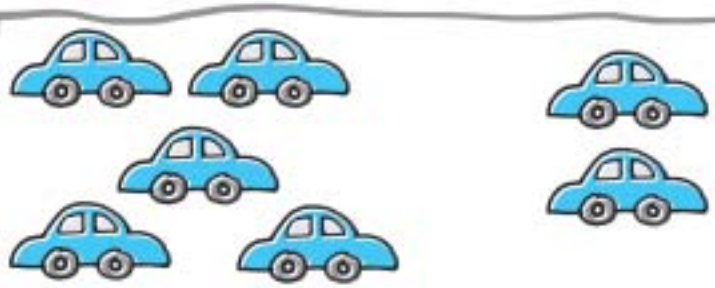

५ + २ =

____ + ____ =

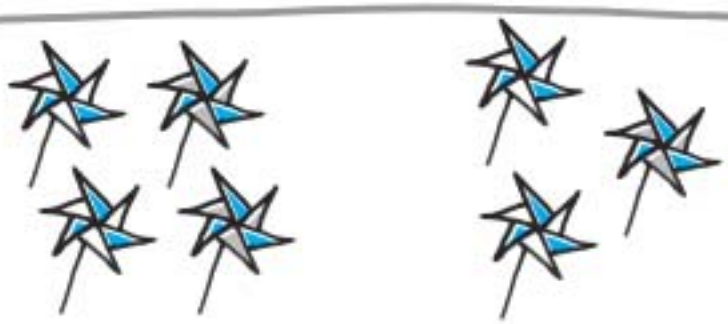

____ + ____ =

Exercise

मोजा आणि मिळवा

____ + ____ = ____



____ + ____ = ____

____ + ____ = ____

सराव

गोळे काढून बेरीज करा.

६ + ३ = ९

○○○○○
○

○○○

७ + १ = ☐

४ + २ = ☐

५ + ४ = ☐

बेरीज करा

३ + २ = ☐

३ + ३ = ☐

८ + १ = ☐

७ + २ = ☐

५ + ३ = ☐

६ + ३ = ☐

२ + ५ = ☐

३ + ४ = ☐

नदीकाठी चार बेडूक उड्या मारीत होते.

एका बेडकाने नदीत उडी घेतली, तर उरले किती?



४ – १ = ३

उरले किती?

फांदीवर चार पक्षी बसले होते. त्यापैकी दोन उडून गेले, तर उरले किती?

५ – २ = ३

४ – २ = ☐



७ – ३ = ☐



५ – १ = ☐

राहिले किती?

नावेतील मुले

४ – १ = ☐

उभी मुले

५ – १ = ☐

चला वजाबाकी करुया !

३ – १ = २

५ – ☐ = ☐

६ – ☐ = ☐

६ – ☐ = ☐

सराव

वजाबाकी करुया

 ९ – ४ = ५	 ८ – ५ =
५ – १ =	 ९ – २ =
६ – २ =	 ८ – २ =
५ – ३ =	७ – ४ =

सराव

वजाबाकी करुया



९ – ३ = ☐



८ – ४ = ☐

५ – ४ = ☐

७ – २ = ☐

६ – ५ = ☐



९ – १ = ☐



८ – ३ = ☐

६ – ३ = ☐

सराव

मधल्या संख्येइतके उत्तर देणाऱ्या पाकळ्या रंगवा





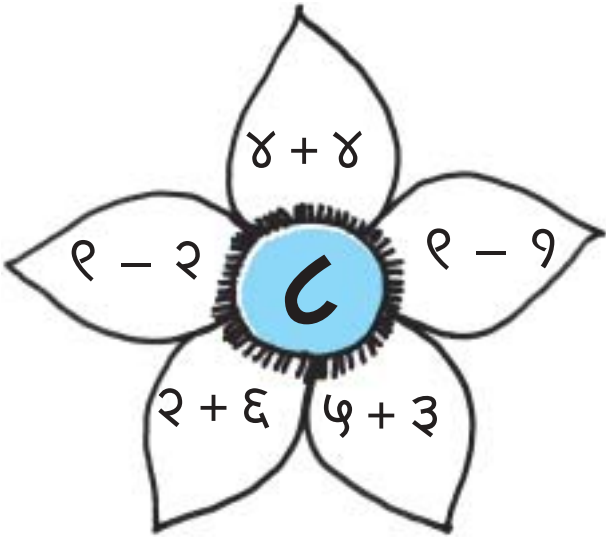

घटक ७ : वर – खाली

आधी – नंतर

घटक ८ : भूमिती

घटक ९ : शून्य आणि दहा

घटक ३

पायऱ्या चढू आणि उतरू



खेळ उडीचा !

उपक्रम



एक संख्या पुकारा. तुमच्या मैत्रिणीला त्या संख्येच्या घरात जायला सांगा.



चढती गणना / उतरती गणना

६ पासून ९ पर्यंत चढती गणना करा

४ पासून ८ पर्यंत चढती गणना करा

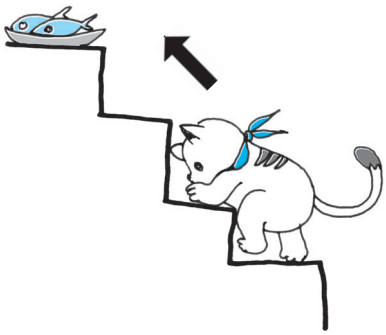

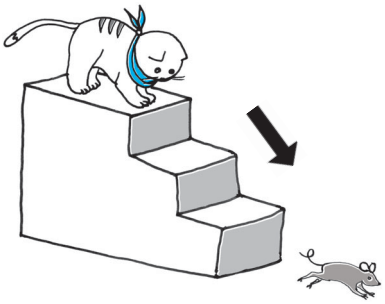

९ पासून ६ पर्यंत उतरती गणना करा

८ पासून ४ पर्यंत उतरती गणना करा

सराव



नंतर कोण?

१	२	३	४	५

६	७	८	९

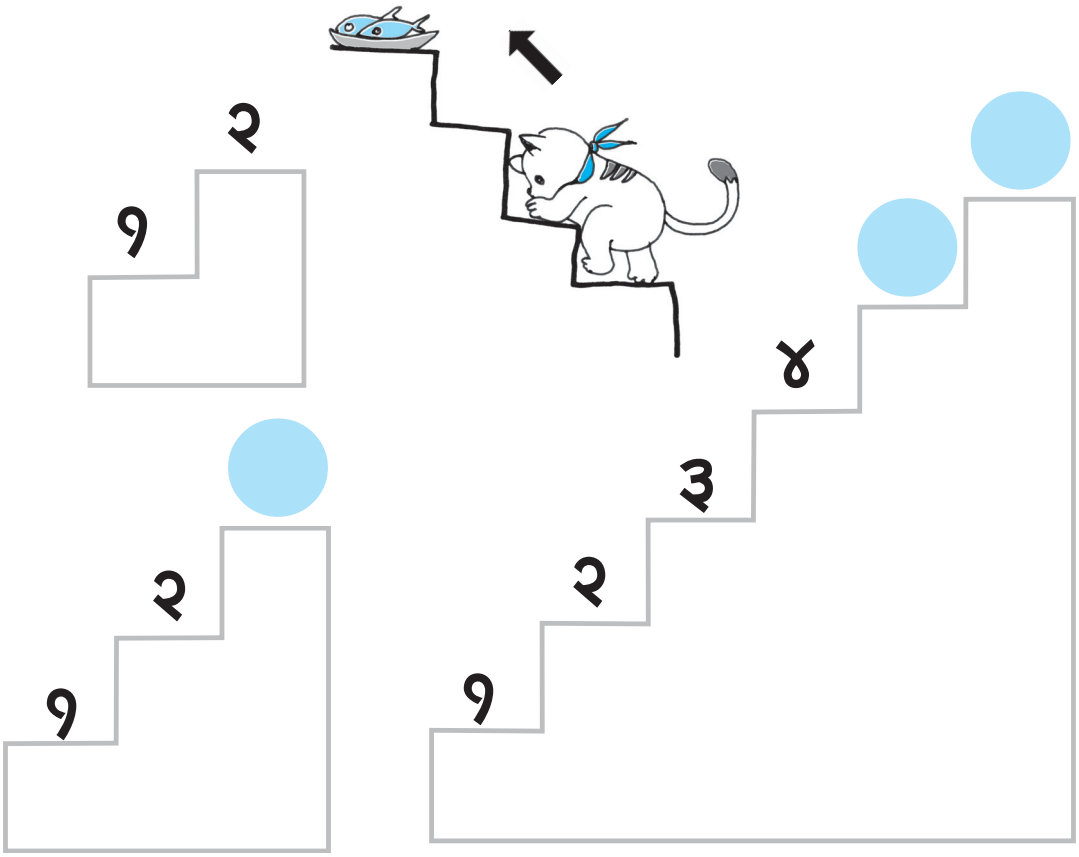

नंतर कोण?

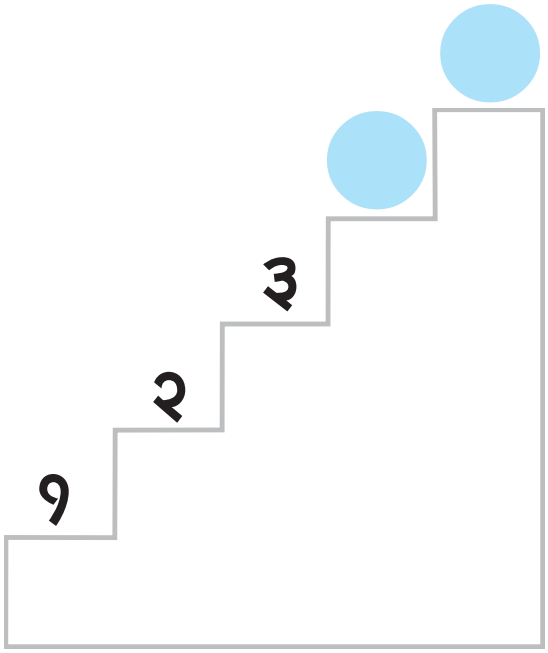

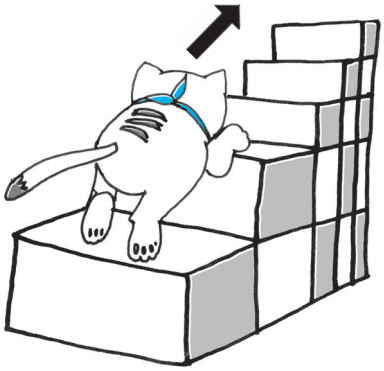

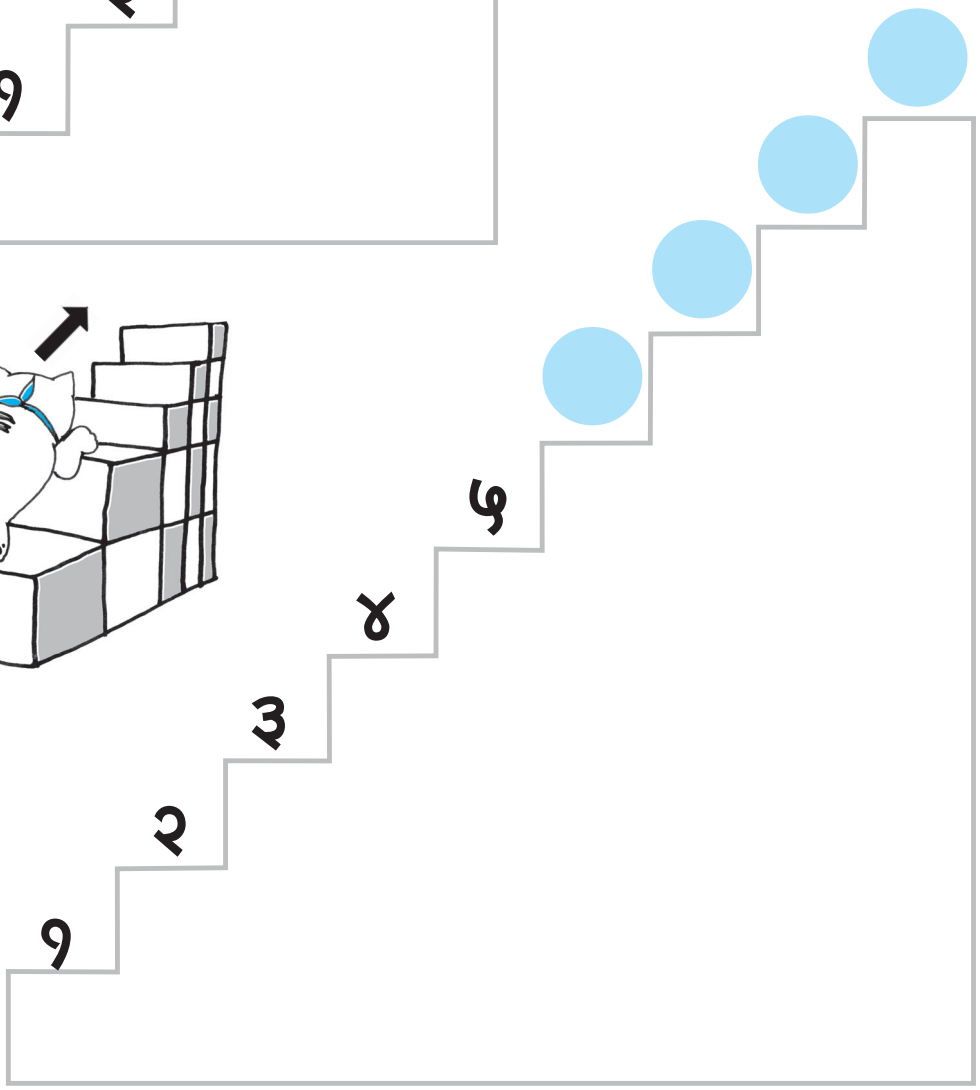

सराव

आधी कोण?

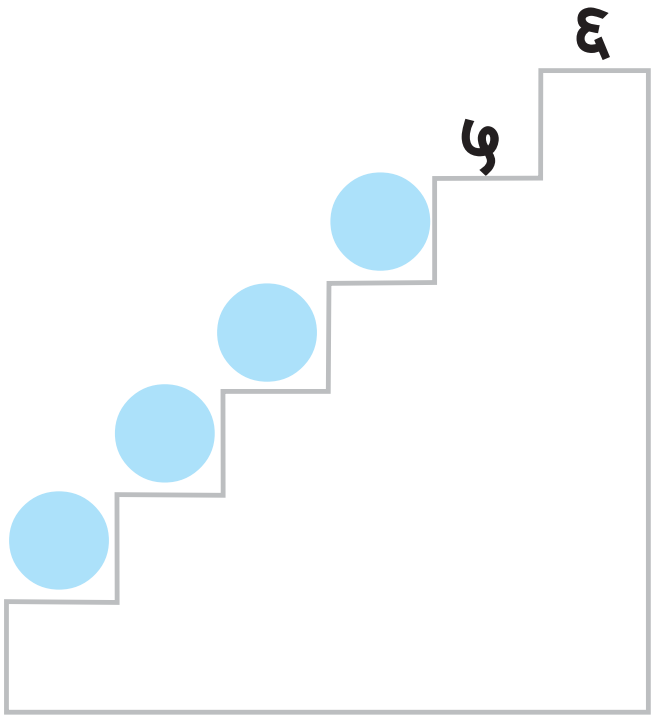

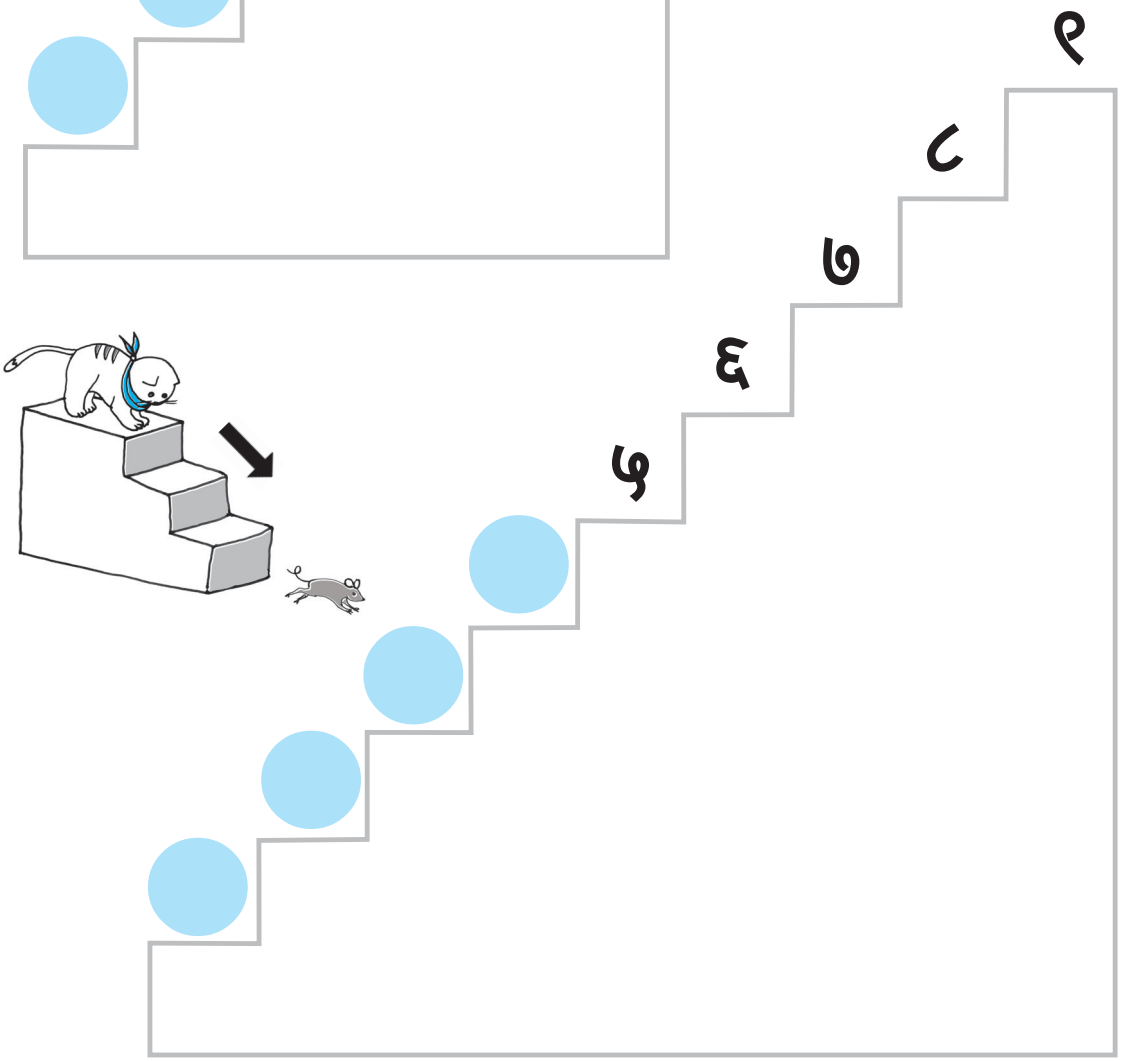

सराव

आधी कोण? नंतर कोण?

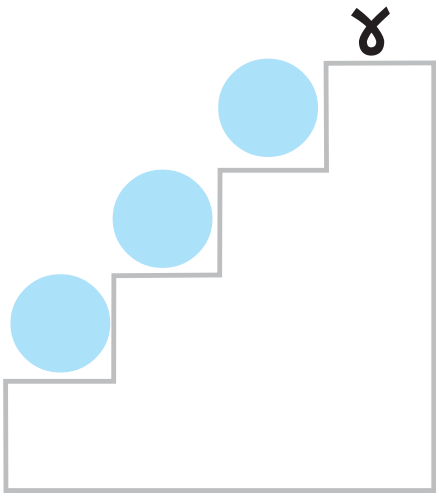

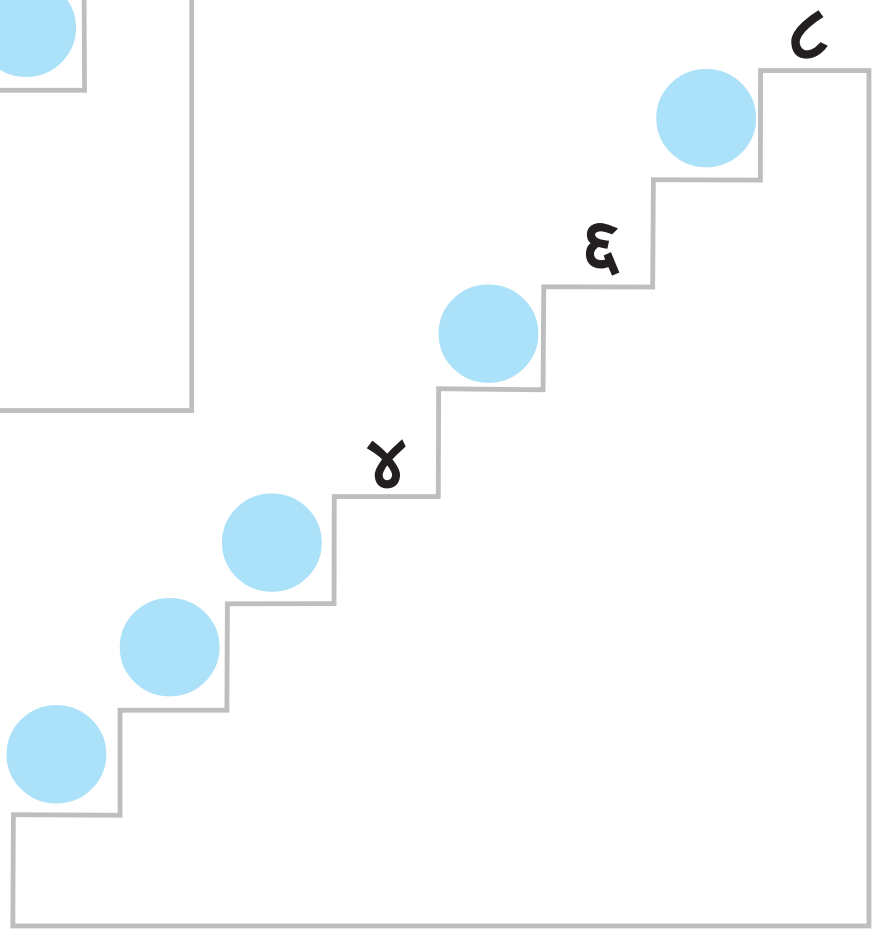

नंतर कोण?

५		३	
८		६	
१		४	

आधी कोण?

	५		४
	९		२
	७		३

पुढे – मागे

पिंटू कपाटाच्या मागे आहे.
अनिता कपाटाच्या पुढे आहे.

फळा टेबलाच्या मागे आहे.
नीलाची बैठक टेबलाच्या पुढे आहे.

आत – बाहेर

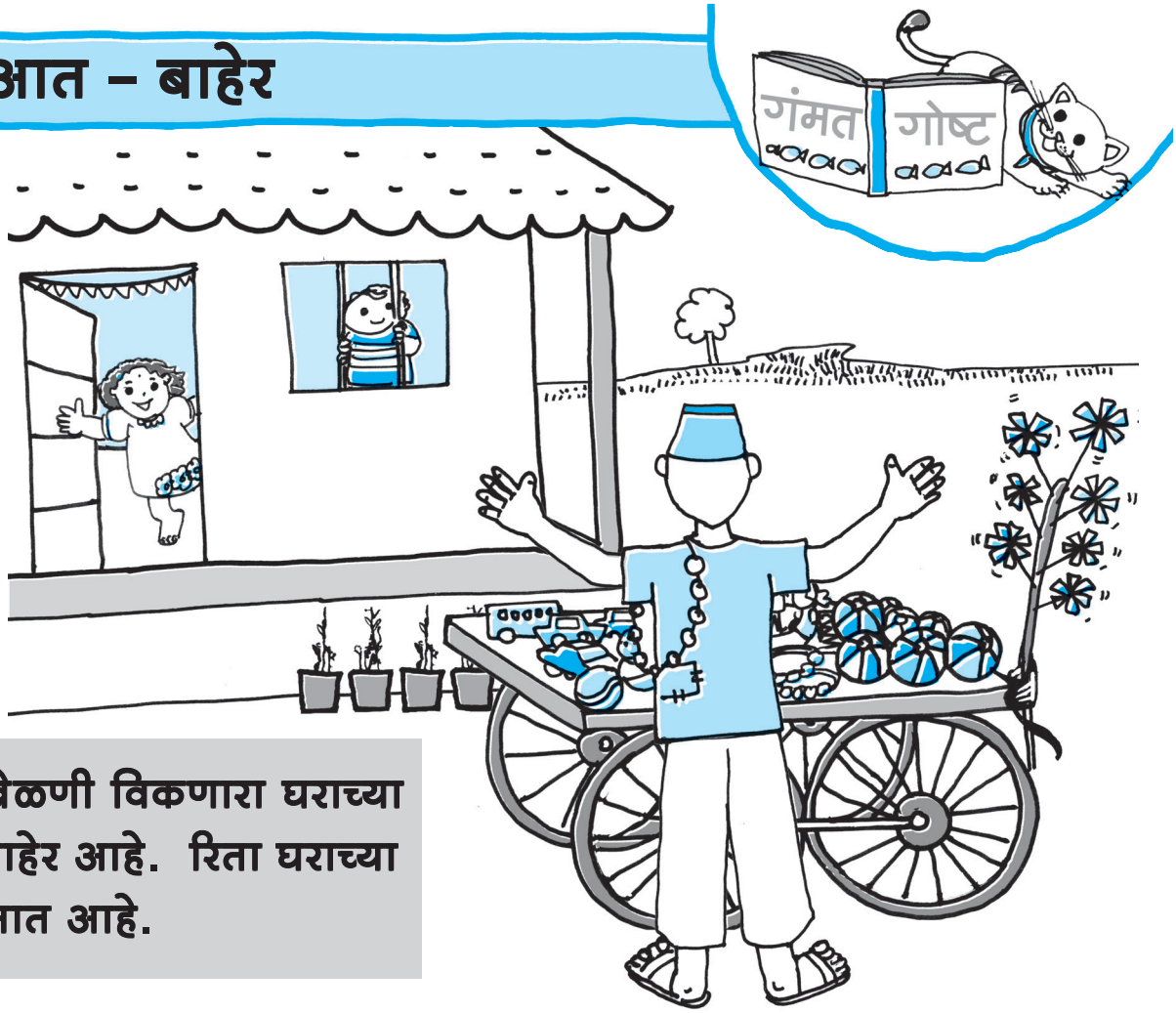

खेळणी विकणारा घराच्या बाहेर आहे. रिता घराच्या आत आहे.

मांजर तलावाबाहेर आहे.
बदक तलावात आहे.



वर – खाली

पंखा टेबलाच्या वर आहे.

टेबल पंख्याच्या खाली आहे.

वर – खाली



पुस्तके टेबलावर आहेत.
चेंडू टेबलाच्या खाली आहे.

शोधा पाहू वर्गात ! काय खाली आणि काय वर?



उघड आणि बंद

उघडा खोका



बंद खोका

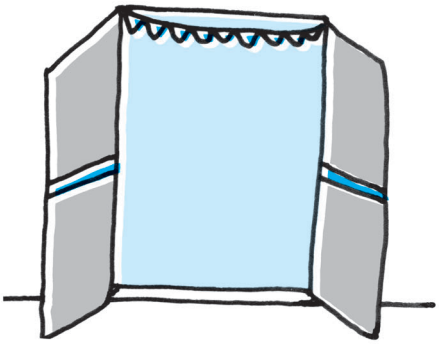

उघडा दरवाजा



बंद दरवाजा



उघडा आकार

बंद आकार

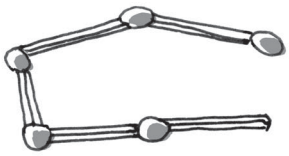

उघडी आकृती

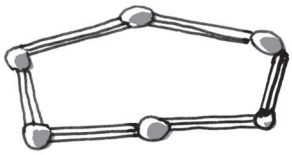

बंद आकृती

बंद – उघड

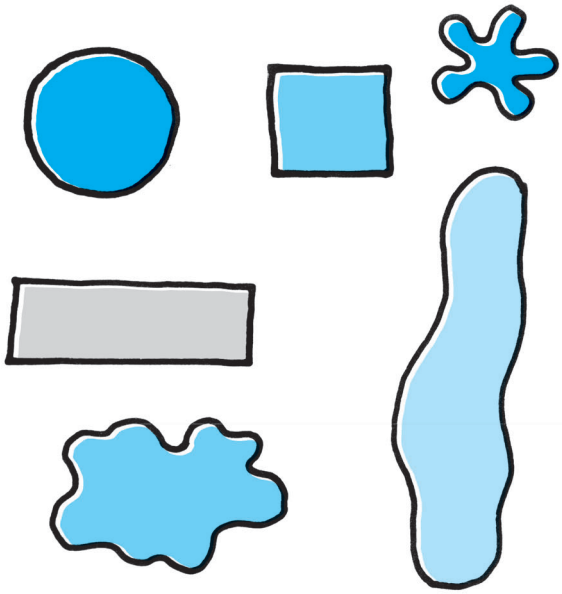



उघडी आकृती बंद करा

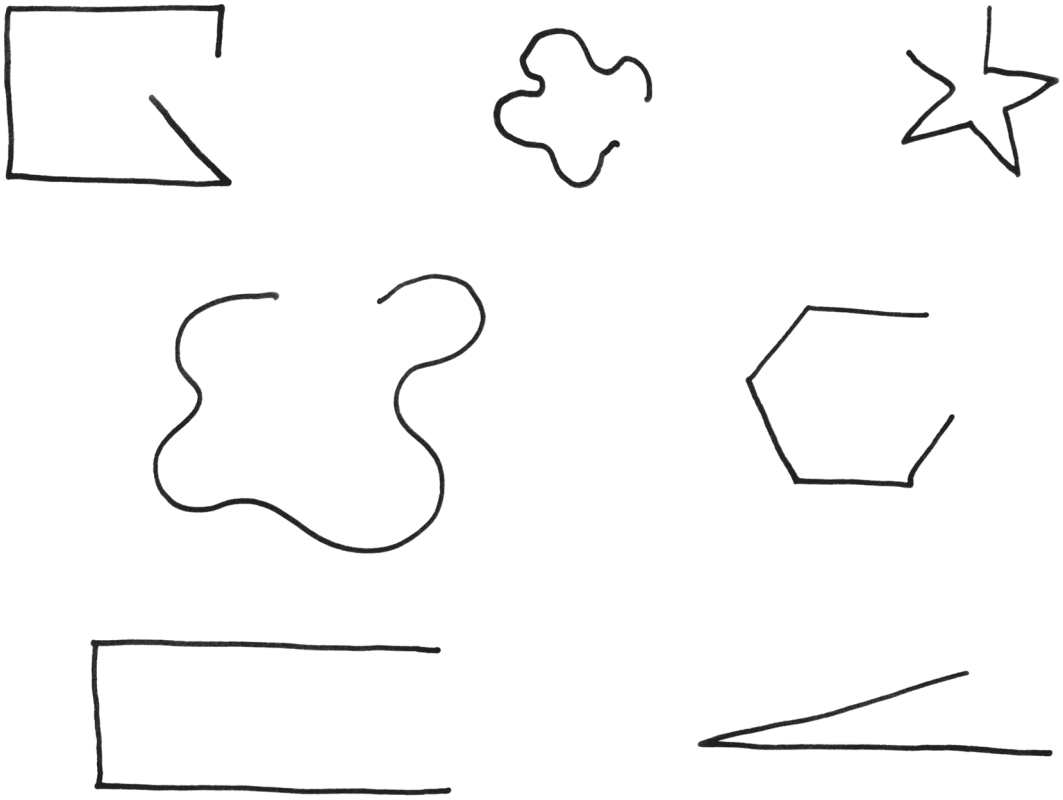

काही बंद आकृती

आयत

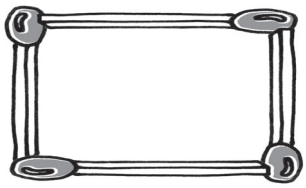



आयताला चार बाजू असतात.

चौरस

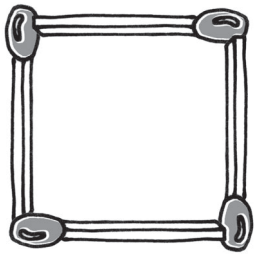



चौरसच्या सर्व बाजू सारख्या असतात.

त्रिकोण

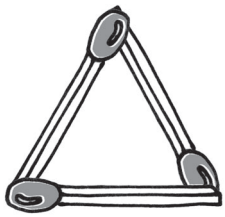

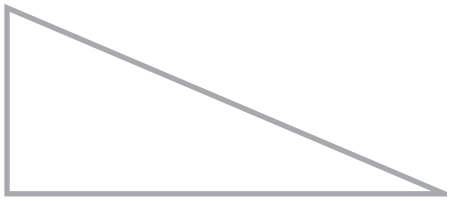

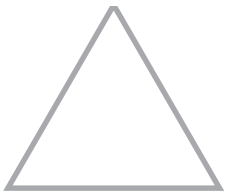

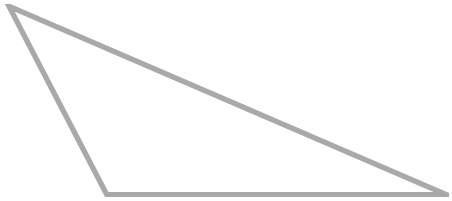

त्रिकोणाला बाजू किती?

वर्तुळ







वर्तुळ ही सुद्धा एक बंद आकृती आहे.

जोड्या जुळवा

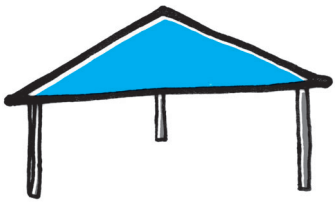



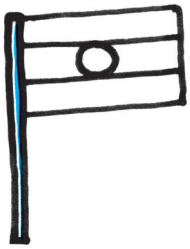



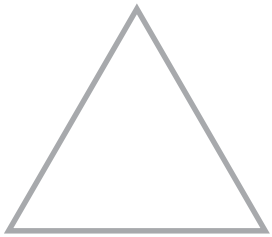





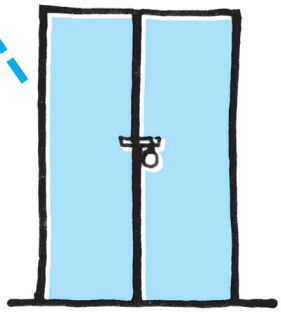

सराव



आकृती ओळखा



खालील चित्रात कोणकोणत्या आकृती किती आहेत?

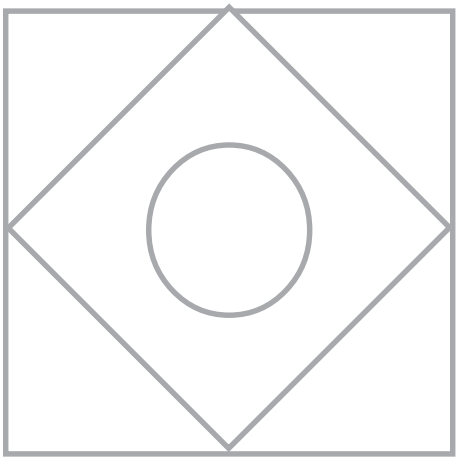

सरळ रेषा

ह्या आहेत सरळ रेषा

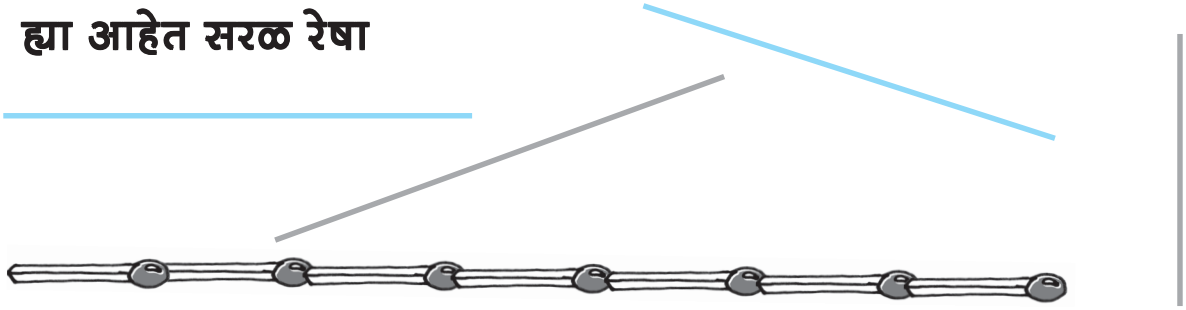

ह्या नाहीत सरळ रेषा

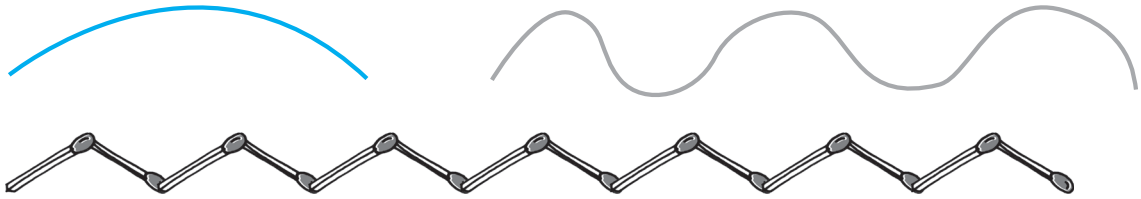

सराव

सरळ रेषेजवळ ✓ अशी खूण करा

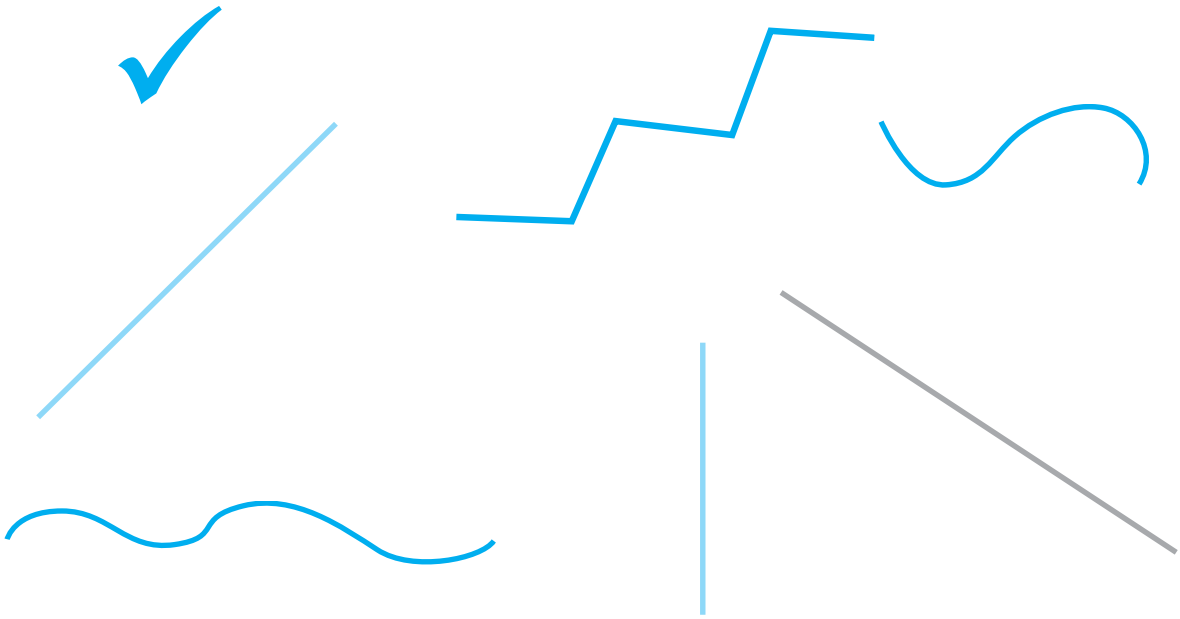

घटक ९

शून्य



राखीजवळ तीन फुगे आहेत.

३

तिने एक फुगा राजूला दिला.

३ – १ = २



आणखी एक फुगा रिताला दिला.

२ – १ = १

शेवटचा फुगा फुटला, तर तिच्याजवळ किती फुगे उरले?

१ – १ = ०

राहीले किती?

फांदीवर दोन पक्षी बसले होते.
दोघेही उडून गेले, तर राहीले किती?



२



०

बागेत पाच मुले खेळत होती. पाचही गेली घरी, राहिले किती?



५



५ – ५ =०

सराव



टोप्या मोजा आणि योग्य संख्या चौकटीत लिहा

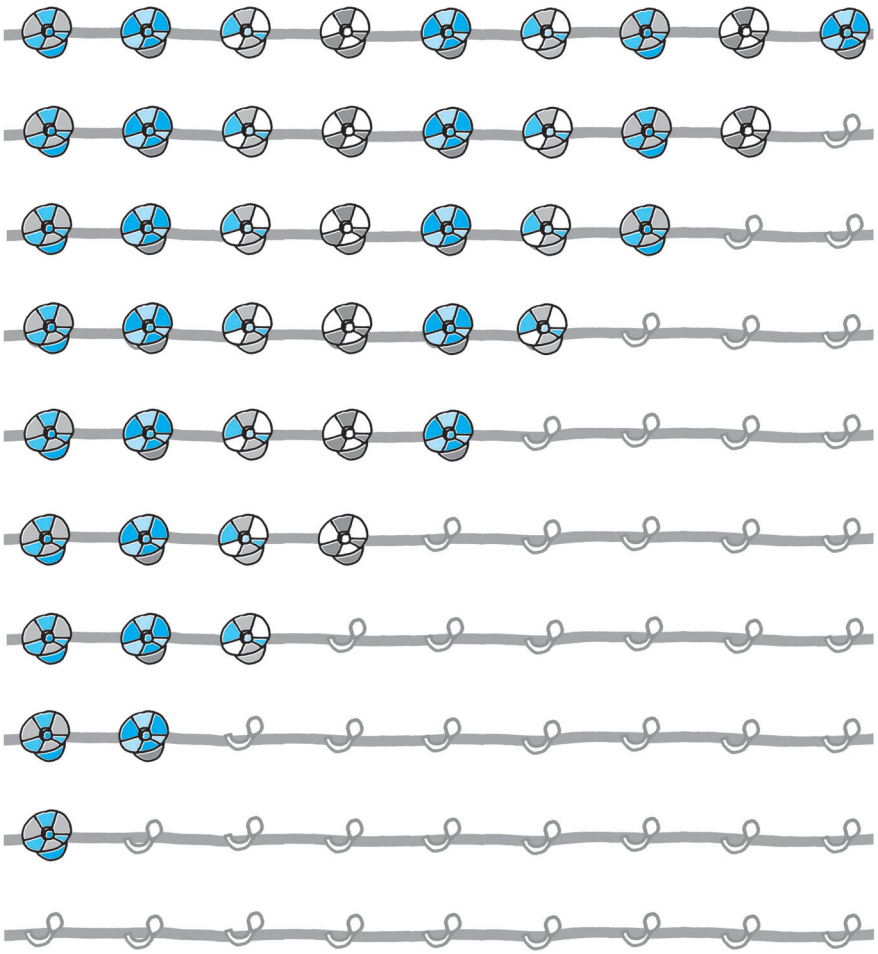

९

वजाबाकी करूया

३ – ३ =

४ – ४ =

७ – ७ =

६ – ६ =

५ – ५ =

दहाची ओळख

१

२

३

४

५



६



७

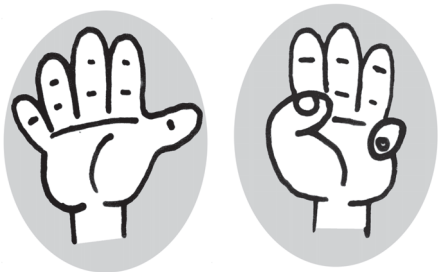

८



९

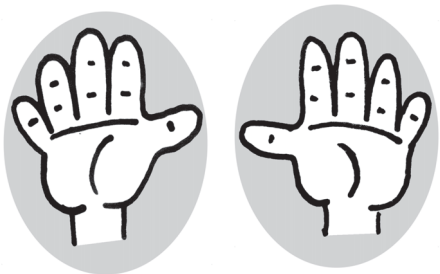

१०

दहा



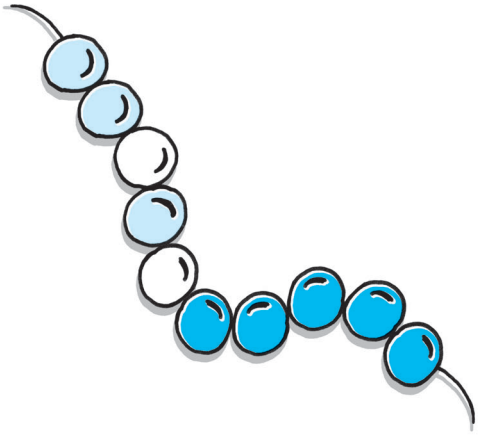





दहाचे लेखन

१०				



सराव

१ ते १० चे लेखन

१०									
		८							
				६					
						४			
							३		
							२	२	
१	१	१	१	१	१	१	१	१	१



मोठ्या संख्येभोवती रिंगण करा

५	३	५	१०	६	३
७	४	२	१	८	१०
२	६	९	७	१	१०

सराव



दिलेल्या संख्येइतके गोळे काढा आणि ती संख्या रेषेवर कोठे आहे त्या ठिकाणी रिंगण करा

४

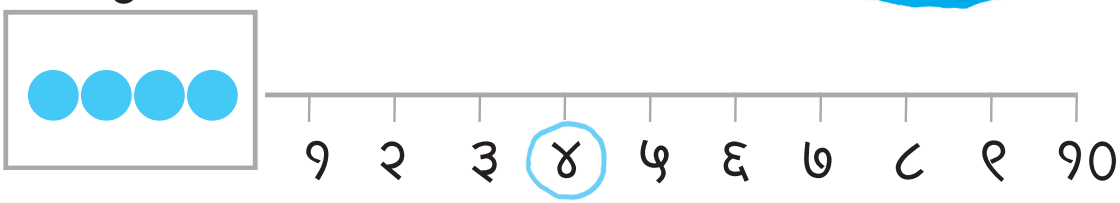

७

२

९

६

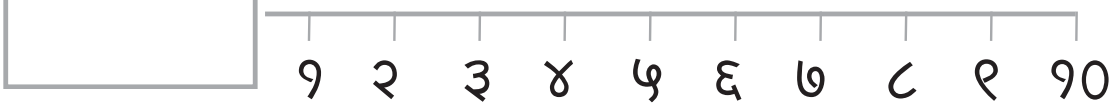

सराव

बेरीज करा

१ +१ =

८ + २ =

७ + ३ =

६ + ४ =

५ + ५ =

१ + ० =

वजाबाकी करा

१ – ८ =

८ – ७ =

७ – ६ =

६ – ५ =

४ – ३ =

१ – ० =

ठिपके जोडा.

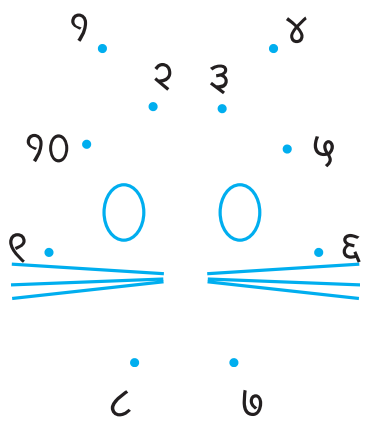

शून्याची बेरीज



१ + १ = २

१ + ० = १

३ + ० = ☐

बेरीज करा

२ + ० = ☐

३ + ० = ☐

४ + ० = ☐

५ + ० = ☐

७ + ० = ☐

८ + ० = ☐

शून्याची वजाबाकी

२ – १ = १

२ – ० = २

वजाबाकी करा

४ – ० = ☐

३ – ० = ☐

७ – ० = ☐

८ – ० = ☐

५ – ० = ☐

६ – ० = ☐

Exercise

विदुषकाला त्यांच्या योग्य टोप्या द्या

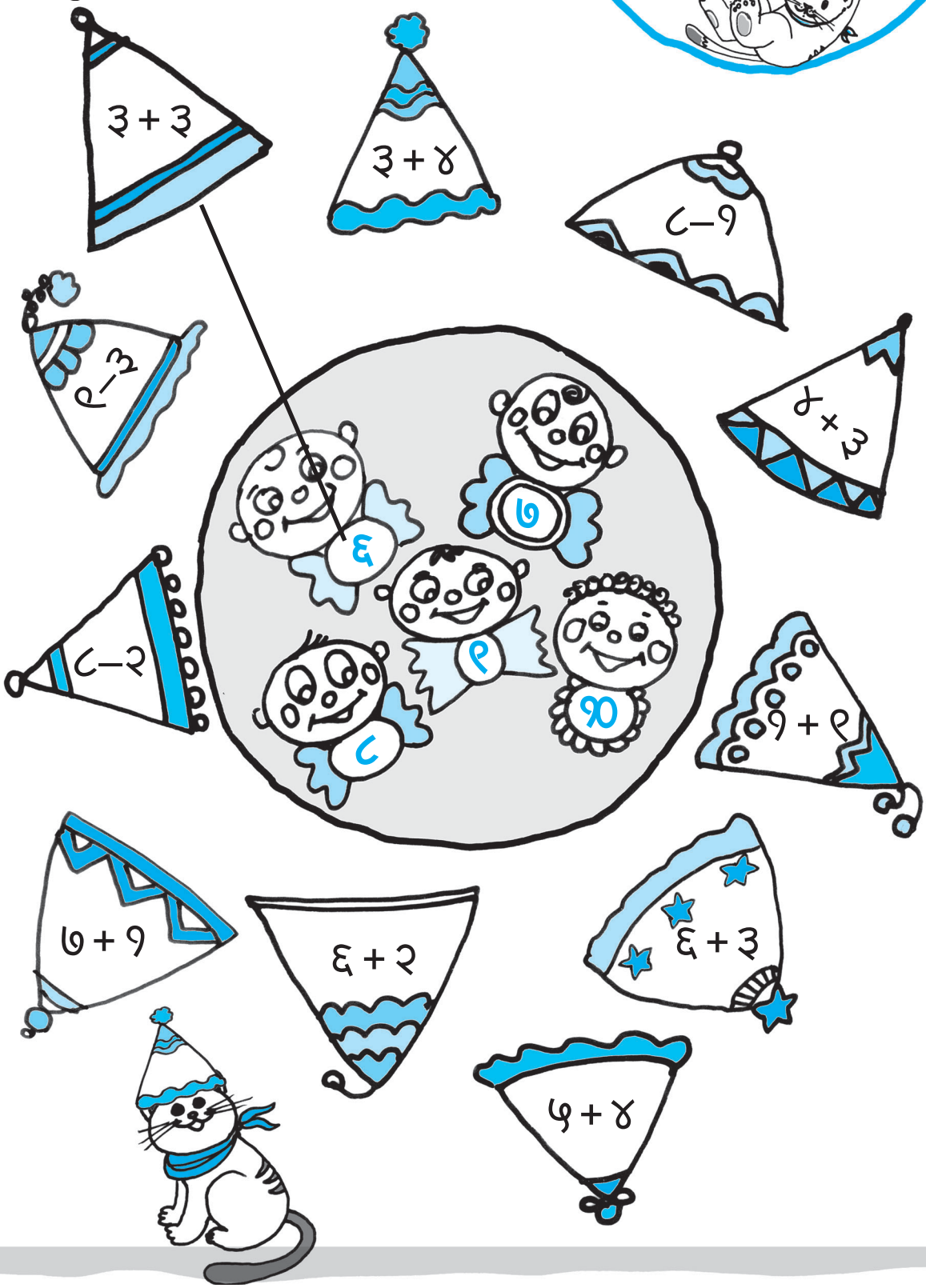

सराव



आगगाडीच्या इंजीनाला योग्य डबे जोडा



आकृतिबंध

कोणता नियम दिसतो शोधा पाहू.

१ + १ = २	१ – १ = ०
२ + १ =	२ – १ =
३ + १ =	३ – १ =
४ + १ =	४ – १ =
५ + १ =	५ – १ =
६ + १ =	६ – १ =
७ + १ =	७ – १ =
८ + १ =	८ – १ =
९ + १ =	९ – १ =

घटक १० : संख्या ओळख
(११ ते २०)

घटक ११ : बेरीज, वजाबाकी
(० ते २०)

घटक ४

दहाची पेटी



दहाची पेटी

गोळे मोजा. दहा गोळे झाल्यावर ते पेटीत भरा.

●	१	● ● ● ● ● ●	६
● ●	२	● ● ● ● ● ● ●	७
● ● ●	३	● ● ● ● ● ● ● ●	८
● ● ● ●	४	● ● ● ● ● ● ● ● ●	९
● ● ● ● ●	५	● ● ● ● ● ● ● ● ● ●	१०

अकरा आणि बारा

१० ची पेटी करायला विसरू नका.

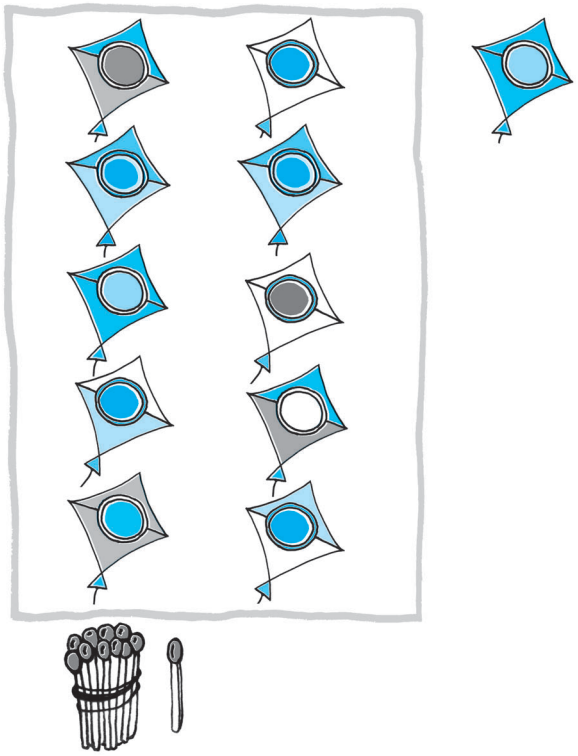

अकरा

११





बारा

१२



तेरा आणि चौदा

१० ची पेटी करायला विसरू नका.



तेरा

१३



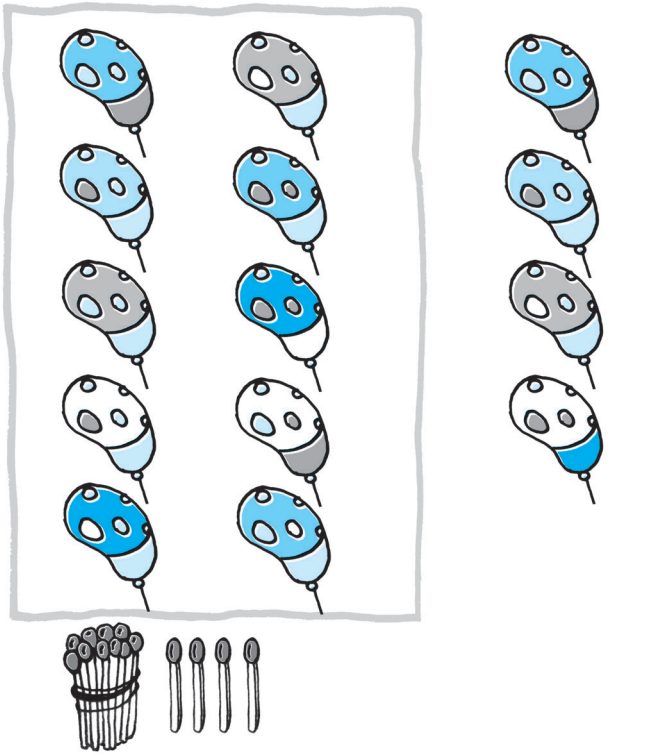

चौदा

१४



पंधरा आणि सोळा

१० ची पेटी करायला विसरू नका.



पंधरा

१५



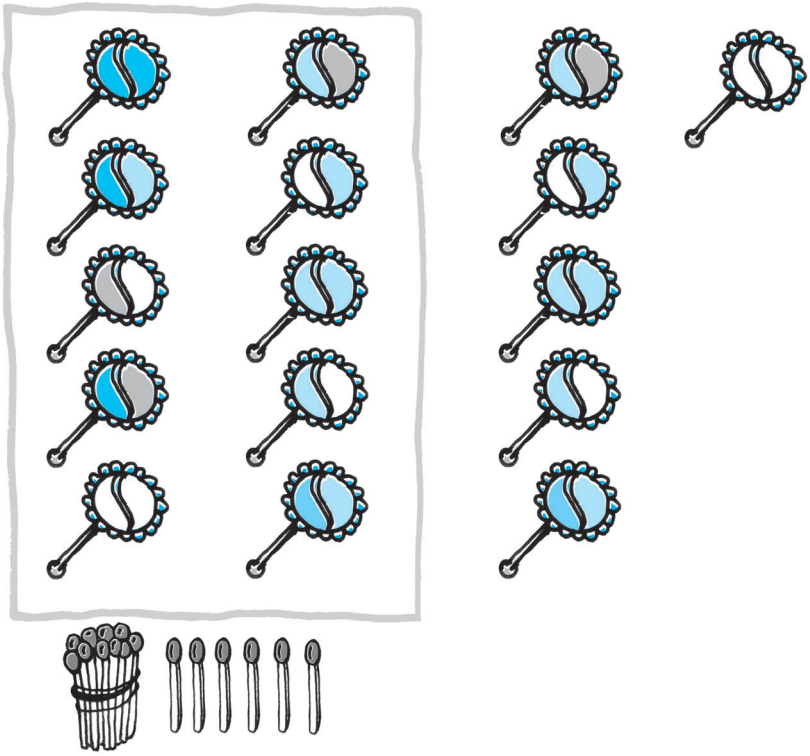

सोळा

१६



सतरा आणि अठरा

१० ची पेटी करायला विसरू नका.



सतरा

१७



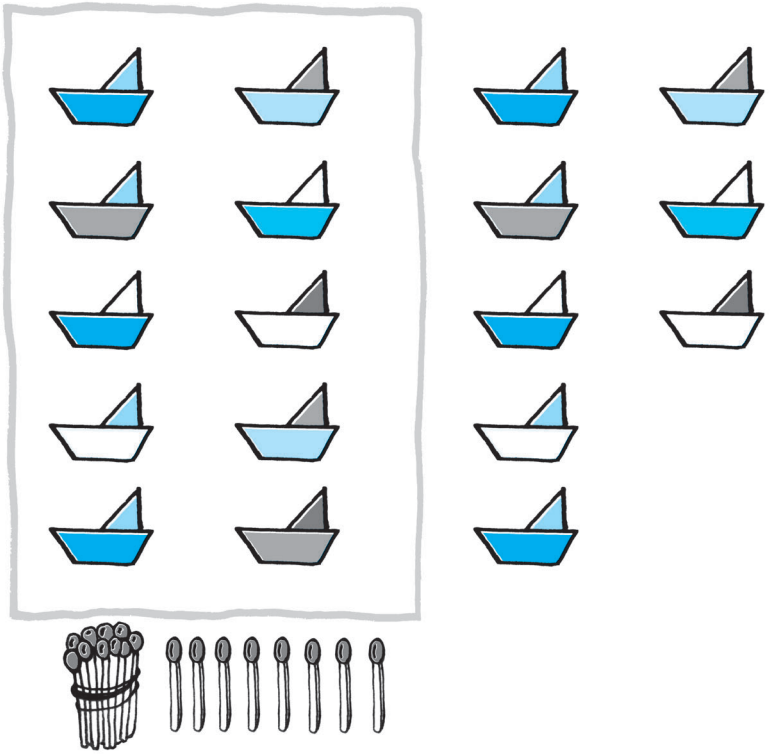

अठरा

१८



एकोणवीस आणि वीस

१० ची पेटी करायला विसरू नका.

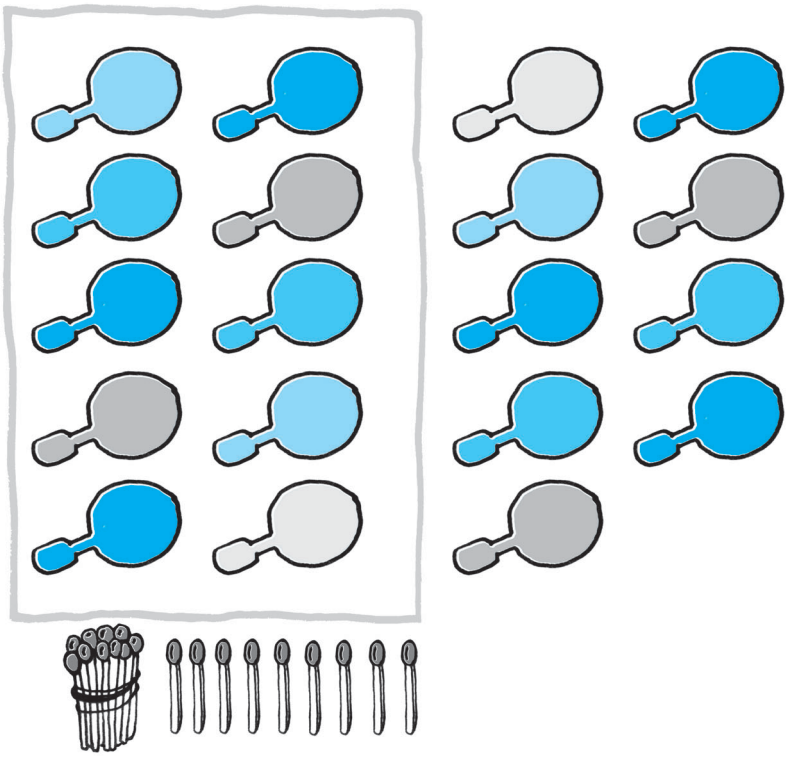

एकोणवीस

१९



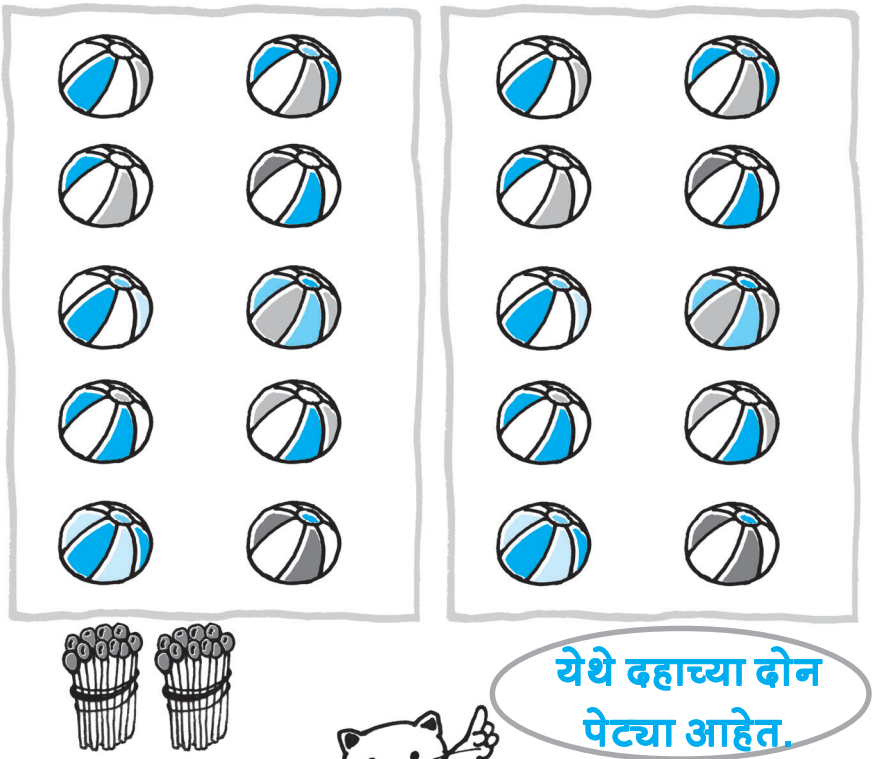

वीस

२०



येथे दहाच्या दोन पेट्या आहेत.

१ ते २०

१० ची पेटी करायला विसरू नका.

●	१	●●●●● ●●●●● ●	११
● ●	२	●●●●● ●●●●● ● ●	१२
● ● ●	३	●●●●● ●●●●● ● ● ●	१३
● ● ● ●	४	●●●●● ●●●●● ● ● ● ●	१४
● ● ● ● ●	५	●●●●● ●●●●● ● ● ● ● ●	१५
● ● ● ● ● ●	६	●●●●● ●●●●● ● ● ● ● ● ●	१६
● ● ● ● ● ● ●	७	●●●●● ●●●●● ● ● ● ● ● ● ●	१७
● ● ● ● ● ● ● ●	८	●●●●● ●●●●● ● ● ● ● ● ● ● ●	१८
● ● ● ● ● ● ● ● ●	९	●●●●● ●●●●● ● ● ● ● ● ● ● ● ●	१९
●●●●● ●●●●●	१०	●●●●● ●●●●●	●●●●● ●●●●● २०

सराव



प्रत्येक कुंडीतील रोपावरील पाने मोजा आणि ती संख्या कुंडीवर लिहा



सराव

प्रत्येक कुंडीतील रोपावरील पाने मोजा आणि ती संख्या कुंडीवर लिहा

रिकाम्या कुंडीत तुमचे रोप लावून, कुंडीवरील संख्येइतकी पाने दाखवा.

सराव

जोड्या जुळवा



१५



१२



१३



११

संख्या लेखन

११				
१२				
१३				
१४				
१५				
१६				
१७				
१८				
१९				
२०				





जास्त काय?



४



५



१५



१२

लहान – मोठा

११

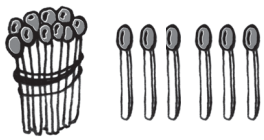

१६



१५



१३



१३



१७



१९



१६

सराव



मोठ्या संख्येभोवती रिंगण करा

११ १३	१३ १५	१८ ८
१२ १०	१४ ४	१० २०
१६ १३	९ ११	१२ २०
५ १५	३ ६	१५ १०
१७ १९	१८ १४	२ २०
९ १९	११ १०	१ ११

मोकळ्या जागा भरा

१	२								१०
११					१६				

सराव

नंतरची संख्या लिहा

८	९
११	
१४	
१६	
१८	

आधीची संख्या लिहा

४	५
	८
	१२
	१७
	१९

आकृतिबंध

कोणता नियम दिसतो शोधा पाहू.

१ + १ = १०

८ + २ =

७ + ३ =

६ + ४ =

५ + ५ =

६ + ४ =

७ + ३ =

८ + २ =

१ + १ =

२ – २ = ०

३ – २ =

४ – २ =

५ – २ =

६ – २ =

७ – २ =

८ – २ =

१ – २ =

बेरीज

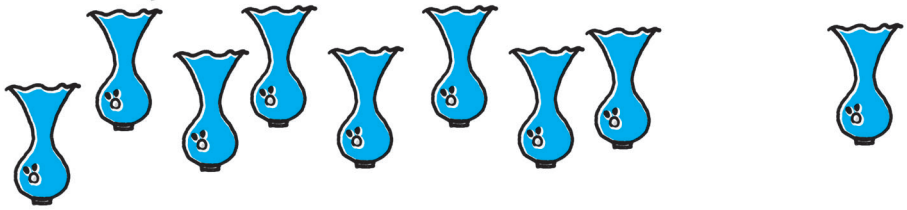

८ + १ = ९

८ + २ = ☐



८ + ३ = ☐

८ + ४ = ☐

बेरीज

७ + ३ = १०

७ + ४ = ☐

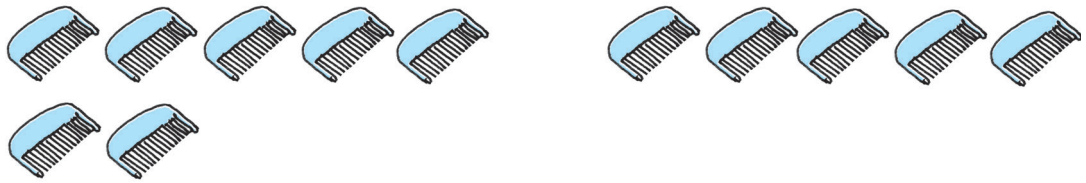

७ + ५ = ☐



७ + ६ = ☐

बेरीज

७ + २ = ९

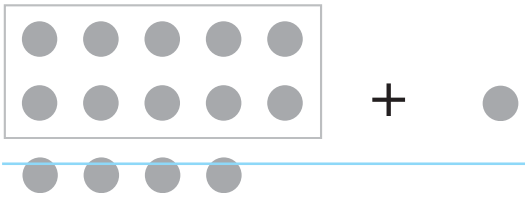

१४ + १ = १५

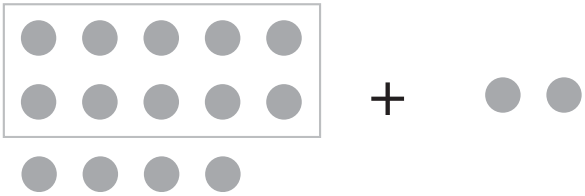

१४ + २ = ☐

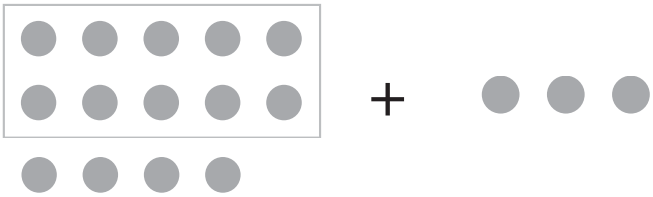

१४ + ३ = ☐

१४ + ४ = ☐



१४ + ५ = ☐

बोटांचा वापर

७ + ५ = १२

९ + ६ = १५

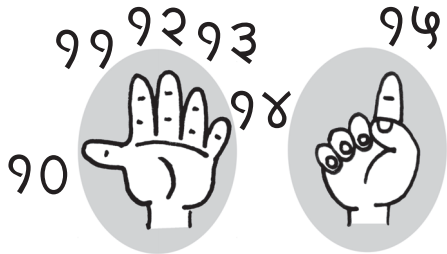

बेरीज करा

८ + ५ = ☐

७ + ३ = ☐

९ + १ = ☐

८ + ४ = ☐

९ + २ = ☐

९ + ३ = ☐

६ + ८ = ☐

६ + ३ = ☐

सराव

बोटे वापरून बेरीज करा

११ + १ = १२

१५ + ५ =

१७ + २ =

१५ + ४ =

१३ + ६ =



वजाबाकी

५ – १= ४





९ – ४ =



७ – ४ =

६ – ३ =

७ – ३ =

५ – १ =

८ – ४ =

४ – २ =

९ – ६ =

९ – २ =

५ – ४ =

वजाबाकी

१४ – २ =

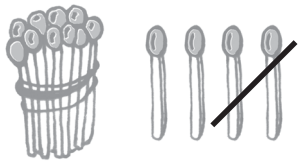

१४ – ३ =

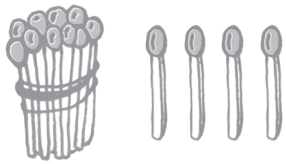

१५ – ४ =



१६ – २ =



१८ – ५ =



वजाबाकी

११ – १ =

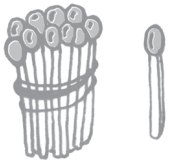

१८ – ४ =

१९ – ७ =



१६ – ५ =



१६ – ६ =



वजाबाकी

१६ – ४ =

१५ – ३ =

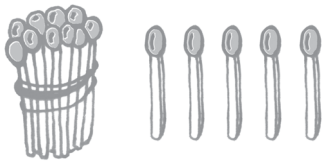

१७ – ४ =

क्रिकेटच्या संघात ११ खेळाडू असतात.

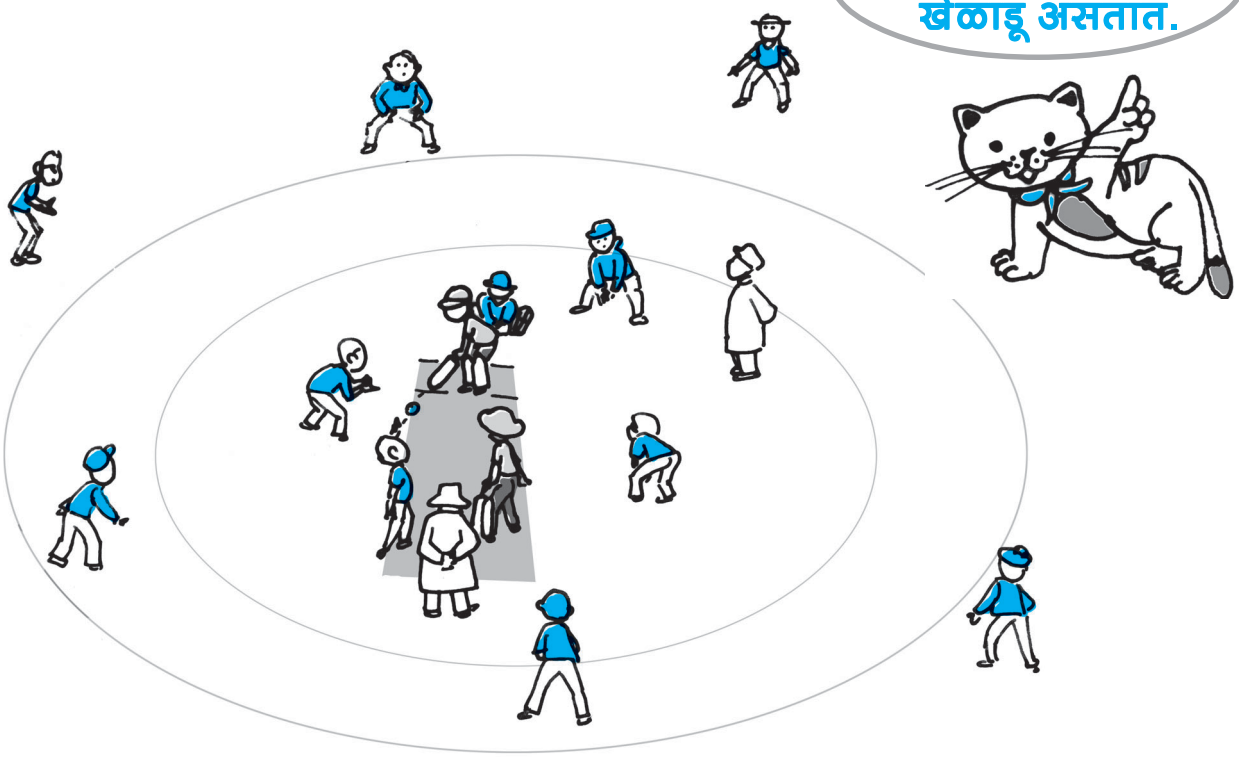

ठिपके जोडा

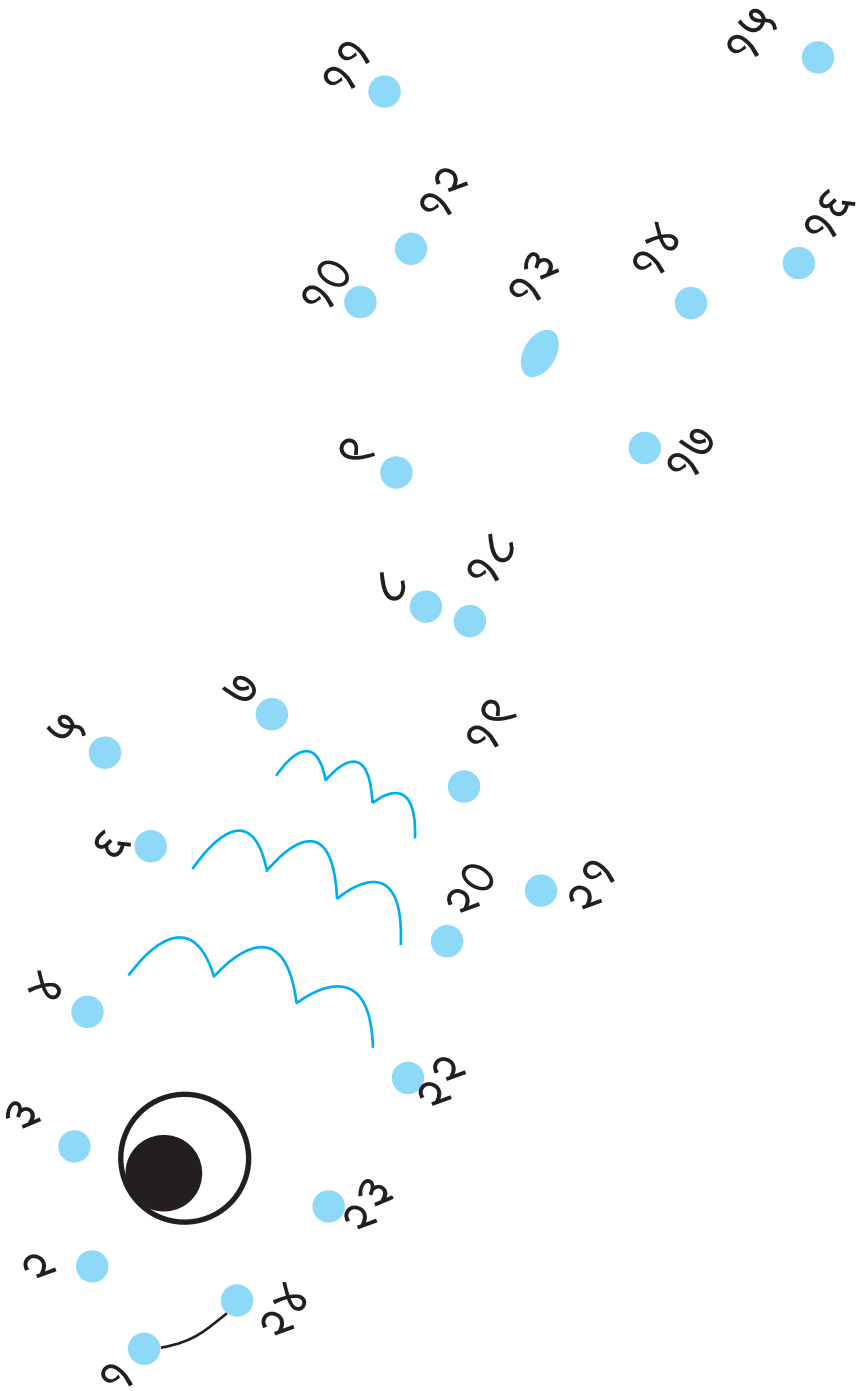

घटक १२ : संख्याओळख
२१ ते ५०

घटक १३ : संख्याओळख
५१ ते १००

घटक १४ : उजळणी

घटक ५

२१ ते २५



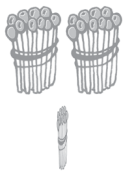

दोन दशक आणि एक

२१
एकवीस

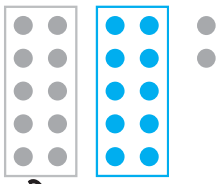

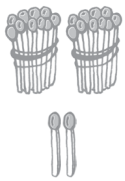

दोन दशक आणि दोन

२२
बावीस

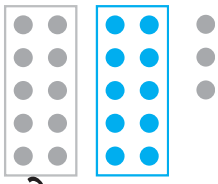

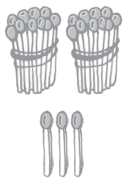

दोन दशक आणि तीन

२३
तेवीस



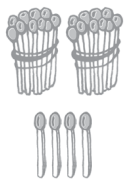

दोन दशक आणि चार

२४
चोवीस

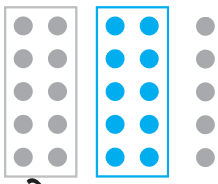

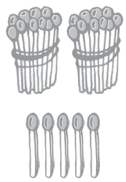

दोन दशक आणि पाच

२५
पंचवीस

२६ ते ३०

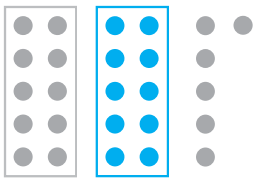

दोन दशक आणि सहा

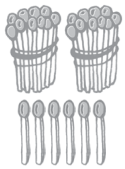

२६

सव्वीस

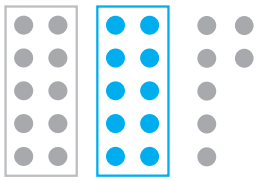

दोन दशक आणि सात

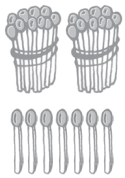

२७

सत्तावीस

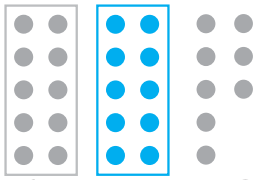

दोन दशक आणि आठ

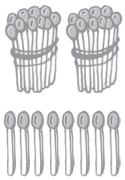

२८

अठ्ठावीस

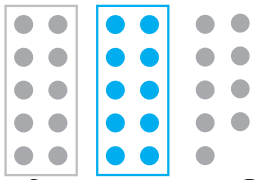

दोन दशक आणि नऊ

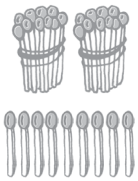

२९

एकोणतीस



तीन दशक

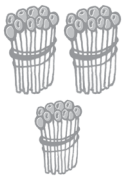

३०

तीस

दहाच्या तीन पेट्या लक्षात घ्या

सराव



पाने मोजा आणि चौकटीत संख्या लिहा



दहाचे गट मोजा



२१





सराव

२१ ते ३० चे लेखन

	२२		२४		२६		२८		३०
							२८		
			२४						३०

चौकटीत योग्य संख्या लिहा

२१		२३
	९	१०
१४	१५	

२४		
	१८	
१२		

६		
		२६
	२३	

३१ ते ३५

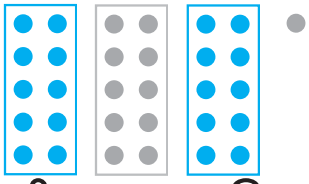
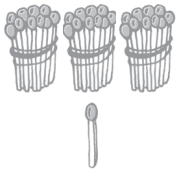

तीन दशक आणि एक

३१
एकतीस

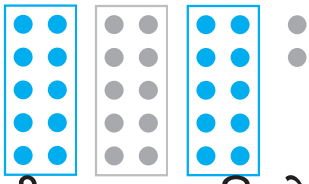
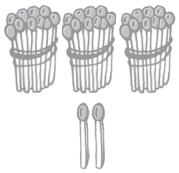

तीन दशक आणि दोन

३२
बत्तीस

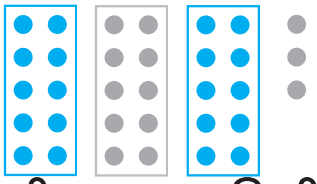

तीन दशक आणि तीन

३३
तेहतीस

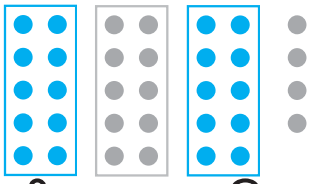
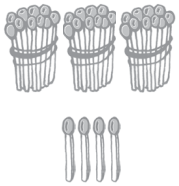

तीन दशक आणि चार

३४
चौतीस

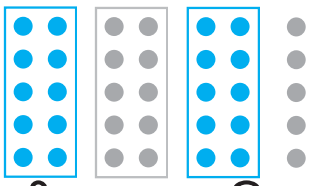

तीन दशक आणि पाच

३५
पस्तीस

३६ ते ४०

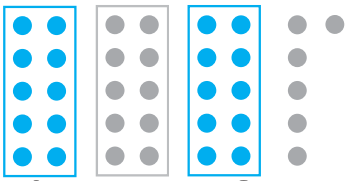

तीन दशक आणि सहा



३६

छत्तीस

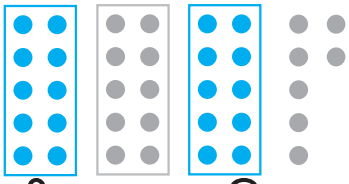

तीन दशक आणि सात

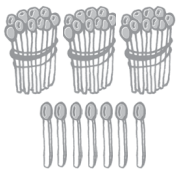

३७

सदतीस

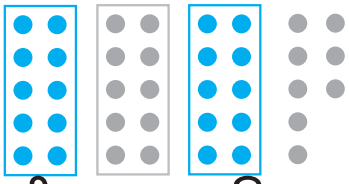

तीन दशक आणि आठ

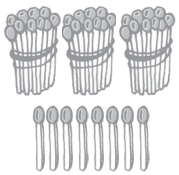

३८

अडतीस

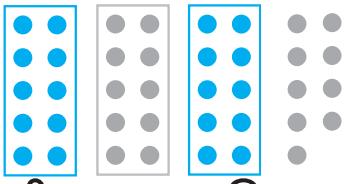

तीन दशक आणि नऊ



३९

एकोणचाळीस



चार दशक

४०

चाळीस

दहाच्या चार पेट्या लक्षात घ्या

सराव



मोजा आणि लिहा



दहाचे तीन गठ्ठे, म्हणून
मोजा ३०, ३१, ३२, ३३, ...

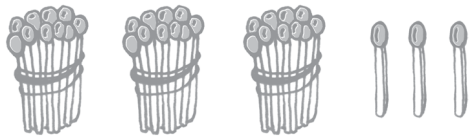

३३

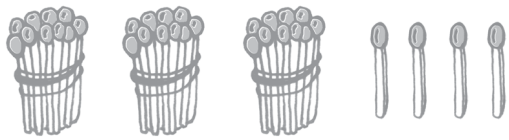

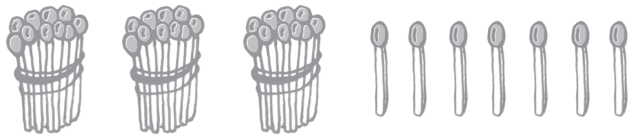

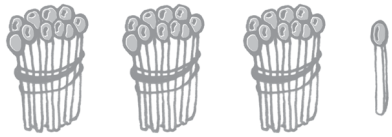

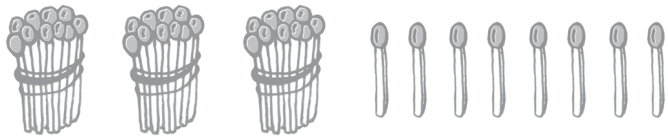

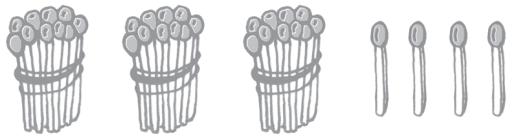

सराव

३१ ते ४० चे लेखन

३१	३२	३३	३४	३५	३६	३७	३८	३९	४०
३१	३२						३८		
३१				३५					
३१						३७			४०

रिंगणात योग्य संख्या लिहा

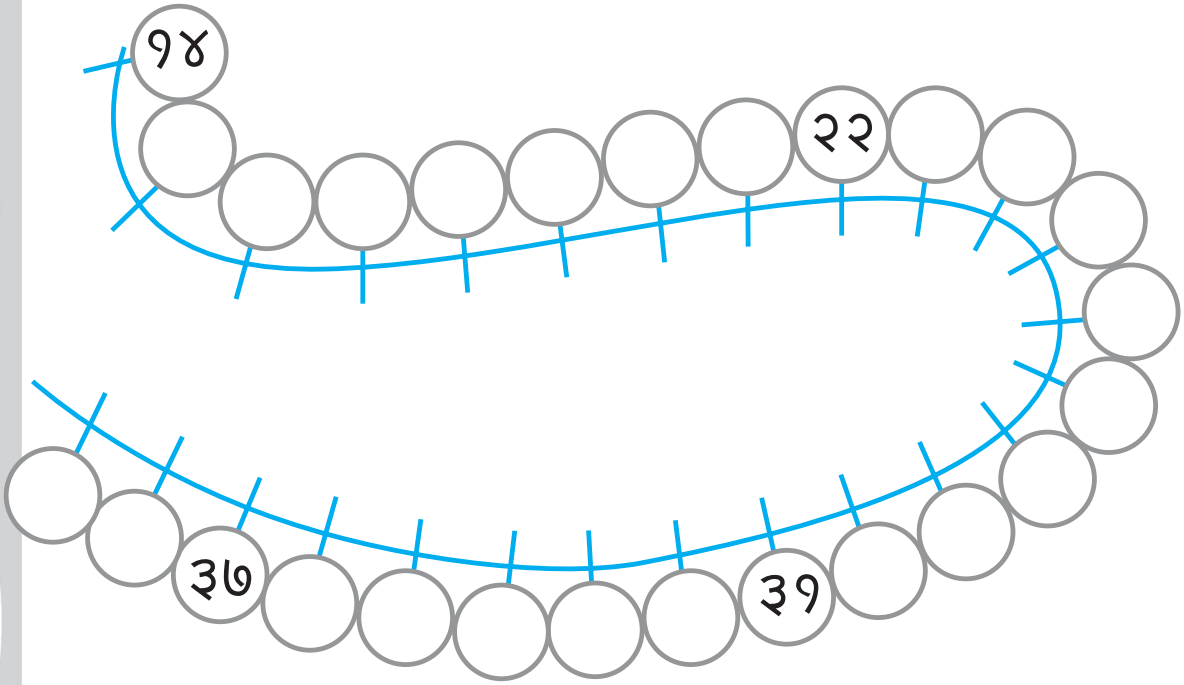

४१ ते ४५

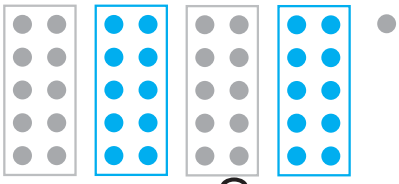

चार दशक आणि एक

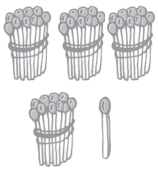

४१
एकेचाळीस

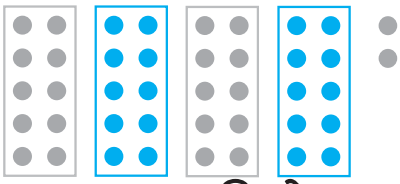

चार दशक आणि दोन

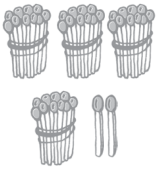

४२
बेचाळीस

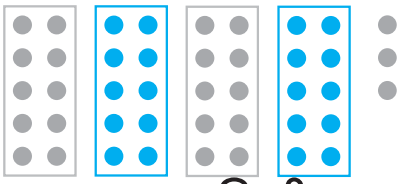

चार दशक आणि तीन

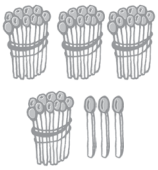

४३
त्रेचाळीस

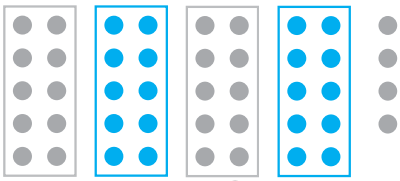

चार दशक आणि चार

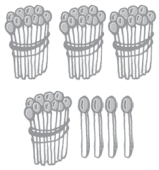

४४
चव्वेचाळीस

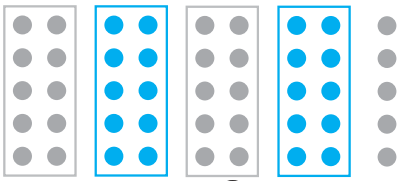

चार दशक आणि पाच

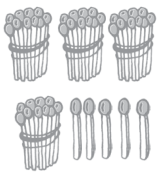

४५
पंचेचाळीस

४६ ते ५०

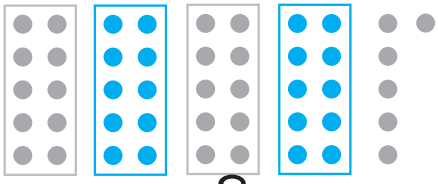

चार दशक आणि सहा

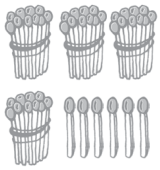

४६
शेहेचाळीस



चार दशक आणि सात

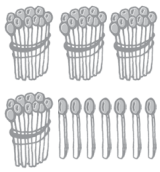

४७
सत्तेचाळीस

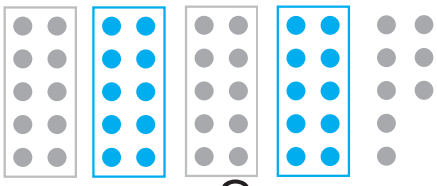

चार दशक आणि आठ

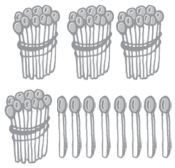

४८
अठ्ठेचाळीस

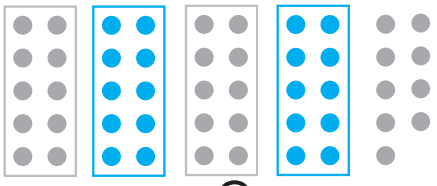

चार दशक आणि नऊ

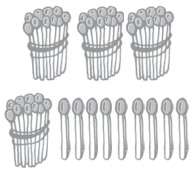

४९
एकोणपन्नास

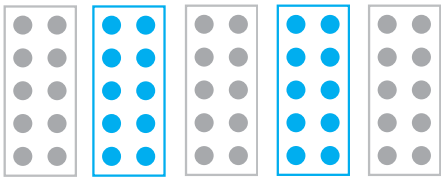

पाच दशक

५०
पन्नास



दहाच्या पाच पेट्या लक्षात घ्या

सराव

मोजा आणि लिहा



४६







सराव

४१ ते ५० चे लेखन

४१	४२	४३	४४	४५	४६	४७	४८	४९	५०
४१							४८		
				४५					५०
४१					४६				

रिंगणात योग्य संख्या लिहा

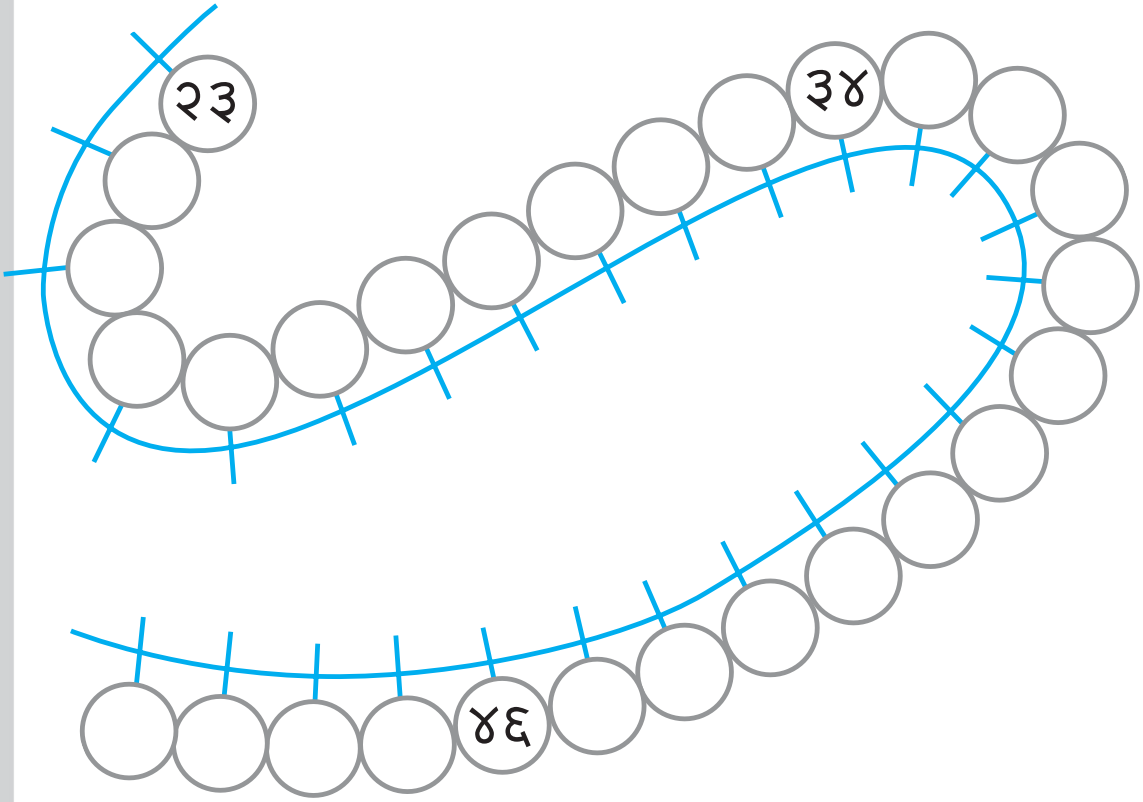

सराव



आधी – नंतर

६		८
	१२	
२६	२७	
३९		४१
३२		३४

ठिपके जोडा

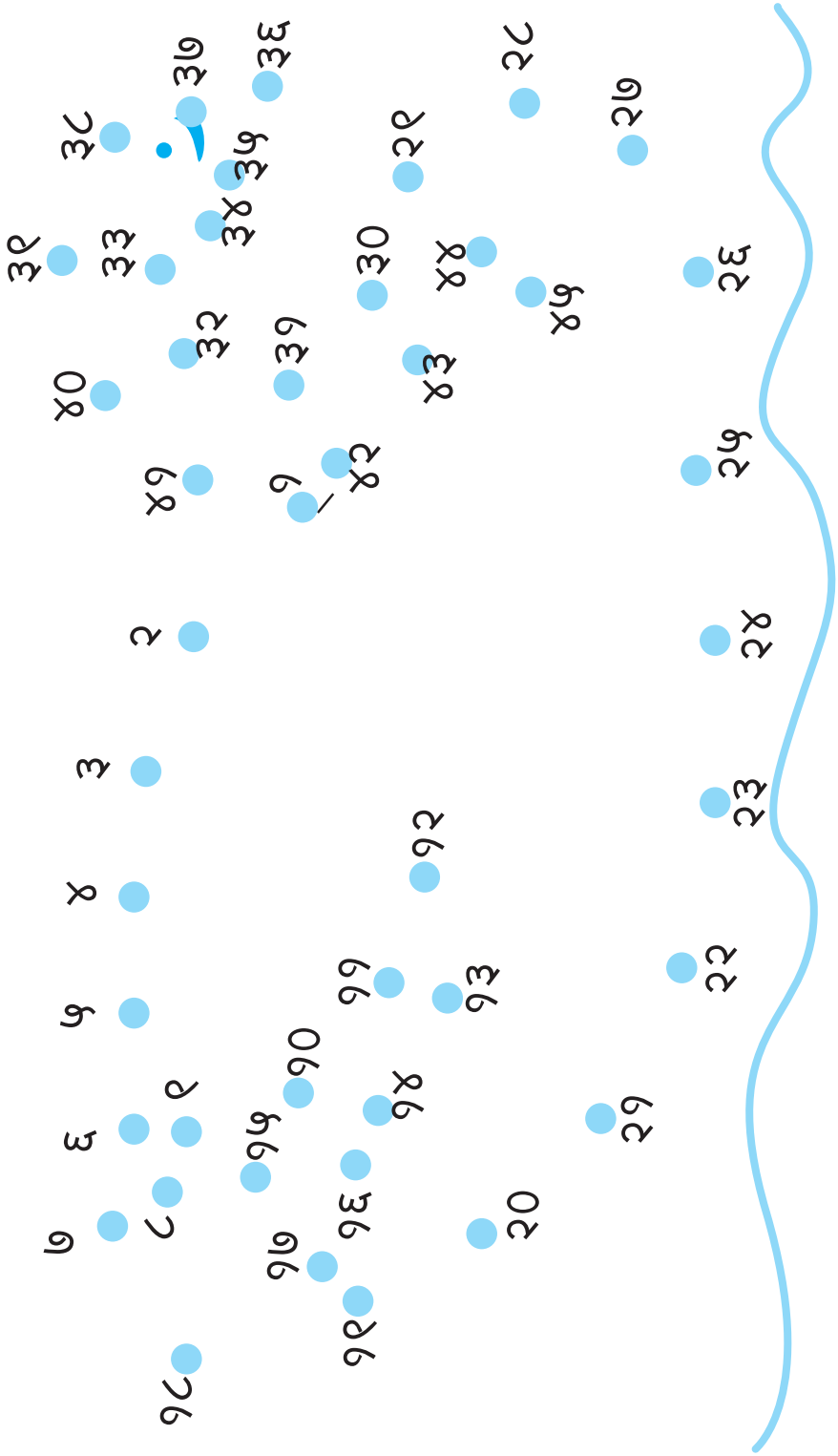
१
२
३
४
५
६
७
८
९
१०
११
१२
१३
१४
१५
१६
१७
१८
१९
२०
२१
२२
२३
२४
२५
२६
२७
२८
२९
३०
३१
३२
३३
३४
३५
३६
३७
३८
३९
४०
४१
४२
४३
४४
४५
४६
४७
४८
४९

सराव



दिलेल्या संख्या योग्य जागी ठेवा

४२

४२ ४३ ४४ ४५ ४६ ४७ ४८ ४९ ५० ५१

सराव

एकूण नऊ मणी आहेत. टोपीखाली किती मणी ते शोधा.



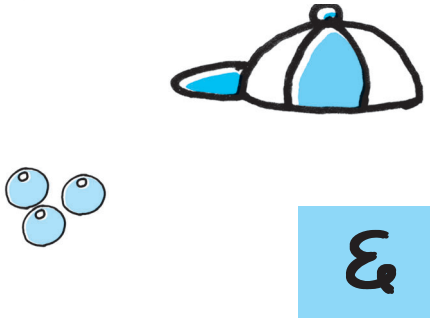

६

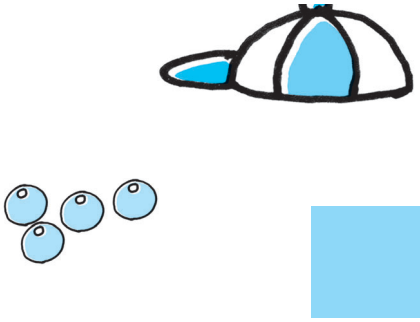

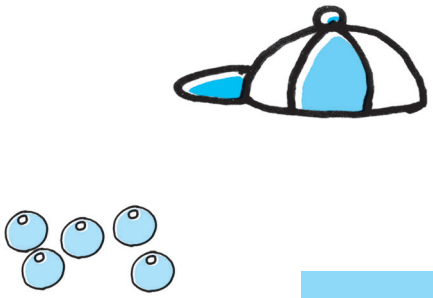

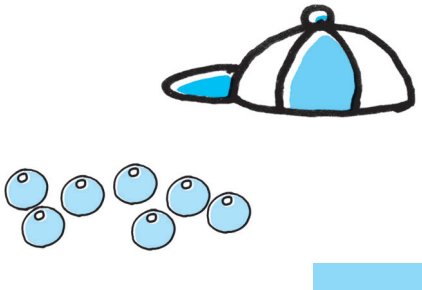

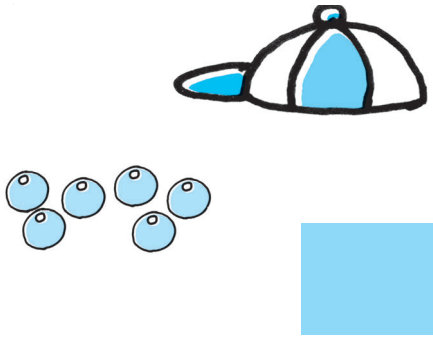

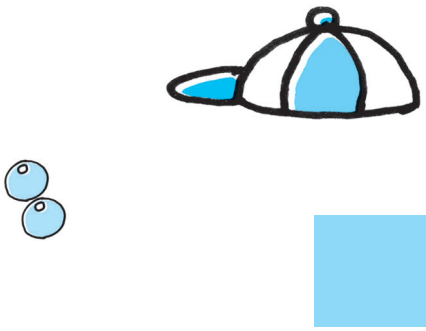

सराव



१ ते ५० चे लेखन

१									१०
११									२०
२१									३०
३१									४०
४१									५०

		३							१०
	१२						१८		
				२५					
३१						३७			
			४४						५०

१० ते ५०

१० ची पेटी करायला विसरू नका.



१ दशक = १०

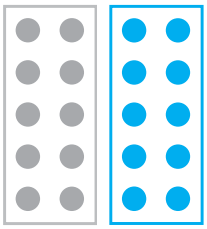

२ दशक = २०

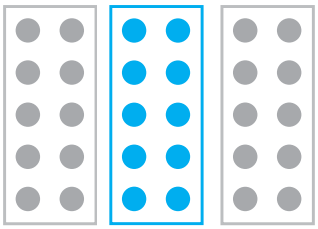

३ दशक = ३०



४ दशक = ४०

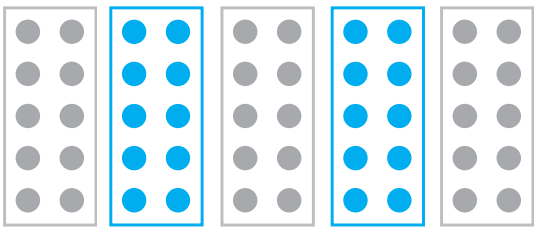

५ दशक = ५०

सराव

मोजा १०, २०, ३०, ४०, ५०

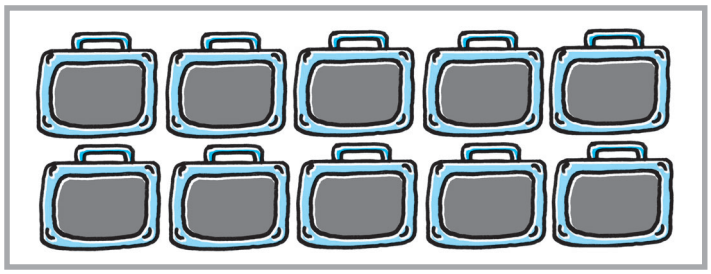

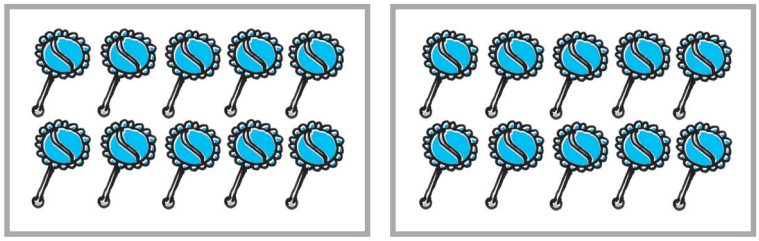

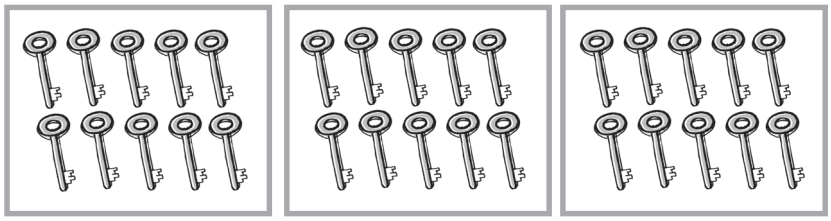



सराव

योग्य संख्येभोवती रिंगण करा

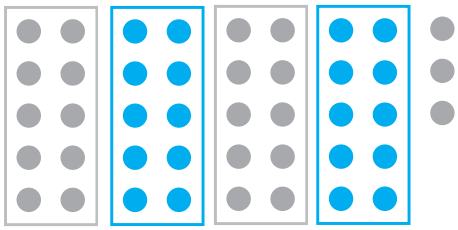

४३ ३४



५१ १५

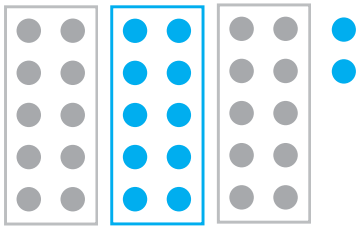

३२ २३

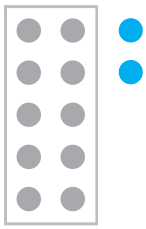

१२ २१

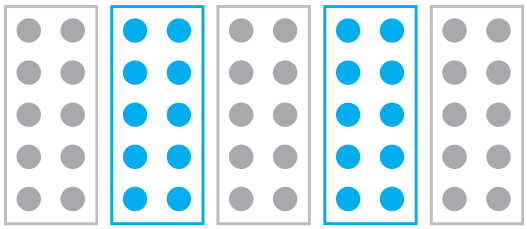

५ ५०

१० ची कहाणी

दहा उत्तर येणारी बेरीज पाळण्यावर लिहा



१० ची कहाणी

दहा उत्तर येणारी वजाबाकी पाळण्यावर लिहा



५१ ते ५५



पाच दशक आणि एक

५१

एकावन्न

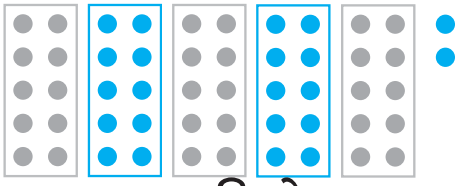

पाच दशक आणि दोन

५२

बावन्न



पाच दशक आणि तीन

५३

त्रेपन्न



पाच दशक आणि चार

५४

चोपन्न



पाच दशक आणि पाच

५५

पंचावन्न

५६ ते ६०

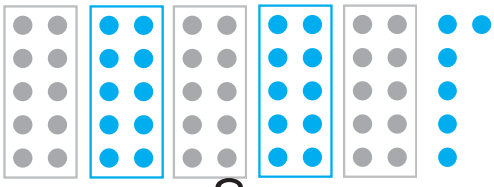

पाच दशक आणि सहा

५६

छपन्न

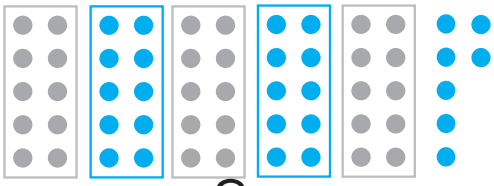

पाच दशक आणि सात

५७

सत्तावन्न

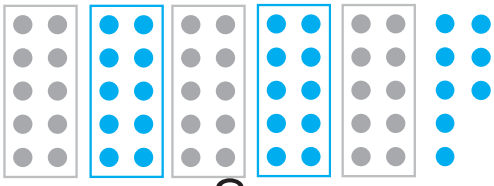

पाच दशक आणि आठ

५८

अठ्ठावन्न

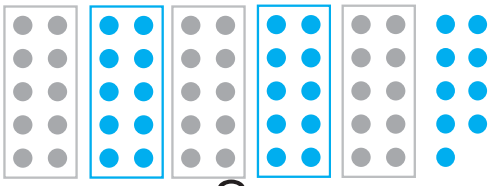

पाच दशक आणि नऊ

५९

एकोणसाठ

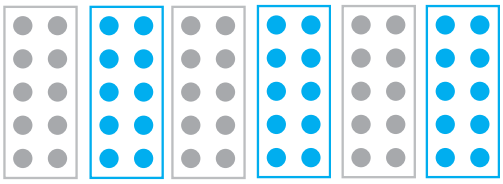

सहा दशक

६०

साठ

६१ ते ६५



सहा दशक आणि एक

६१
एकसष्ट



सहा दशक आणि दोन

६२
बासष्ट

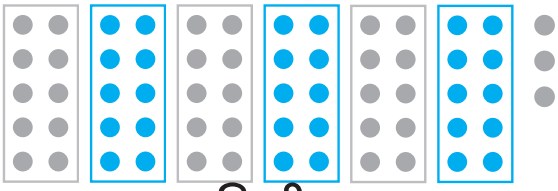

सहा दशक आणि तीन

६३
त्रेसष्ट



सहा दशक आणि चार

६४
चौसष्ट



सहा दशक आणि पाच

६५
पासष्ट

६६ ते ७०

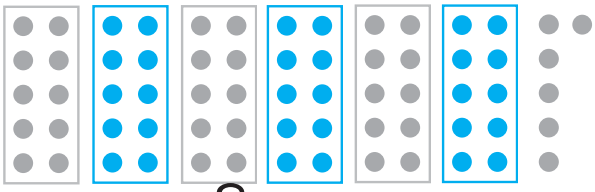

सहा दशक आणि सहा

६६

सहासष्ट



सहा दशक आणि सात

६७

सदुसष्ट



सहा दशक आणि आठ

६८

अडुसष्ट



सहा दशक आणि नऊ

६९

एकोणसत्तर

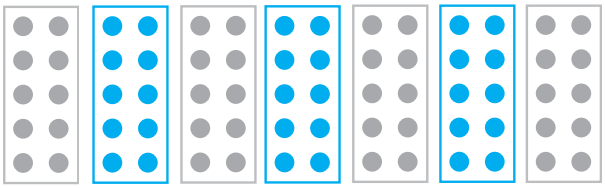

सात दशक

७०

सत्तर

७१ ते ७५



सात दशक आणि एक

७१

एकाहत्तर

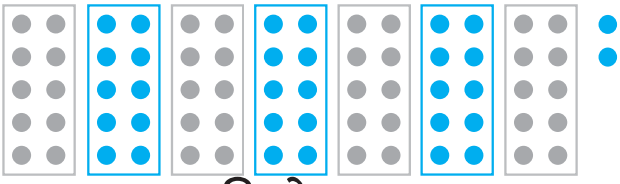

सात दशक आणि दोन

७२

बाहत्तर



सात दशक आणि तीन

७३

त्र्याहत्तर



सात दशक आणि चार

७४

चौऱ्याहत्तर



सात दशक आणि पाच

७५

पंचाहत्तर

७६ ते ८०

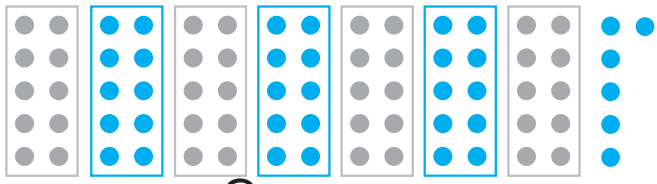

सात दशक आणि सहा

७६
शहात्तर

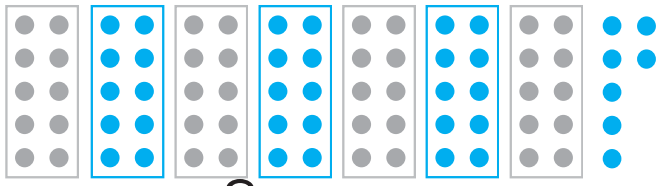

सात दशक आणि सात

७७
सत्त्याहत्तर

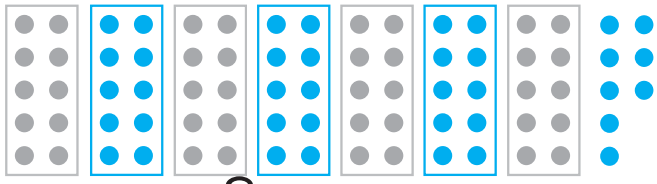

सात दशक आणि आठ

७८
अठ्ठ्याहत्तर

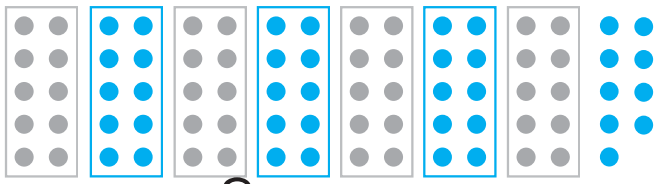

सात दशक आणि नऊ

७९
एकोणऐंशी

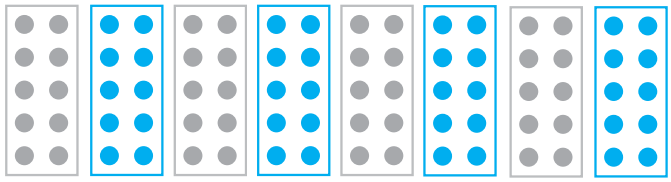

आठ दशक

८०
ऐंशी

५१ ते ८० चे लेखन

५१	५२	५३	५४	५५	५६	५७	५८	५९	६०
५१			५४						६०
	५२						५८		
५१									

६१	६२	६३	६४	६५	६६	६७	६८	६९	७०
६१			६४						७०
६१						६७			
				६५					

७१	७२	७३	७४	७५	७६	७७	७८	७९	८०
७१						७७			
		७३							८०
७१									

मोजा आणि लिहा

आधी दशक मोजा



सहा दशक आणि सहा





सराव

चौकटीत योग्य संख्या लिहा

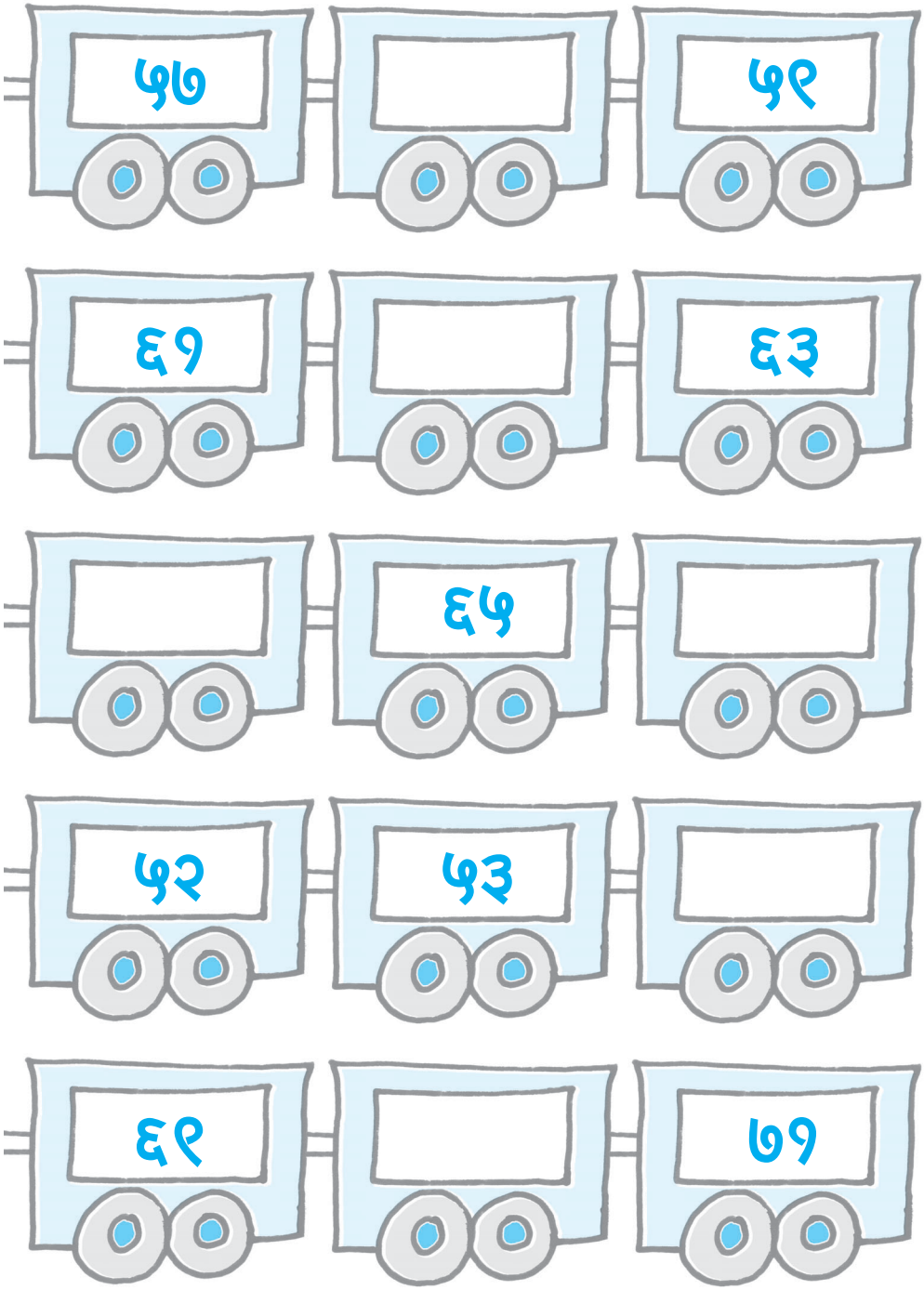

सराव

मणी मोजा आणि योग्य संख्येभोवती रिंगण करा

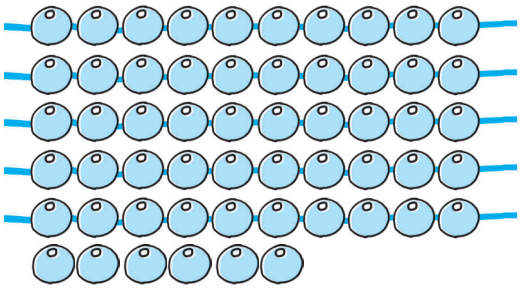

५६ ६५

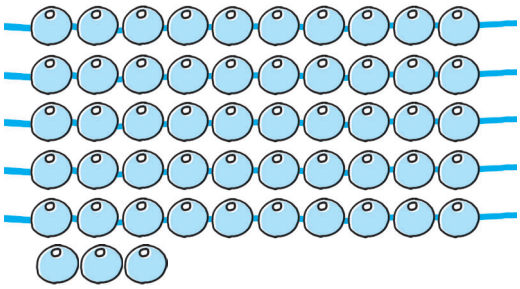

३५ ५३

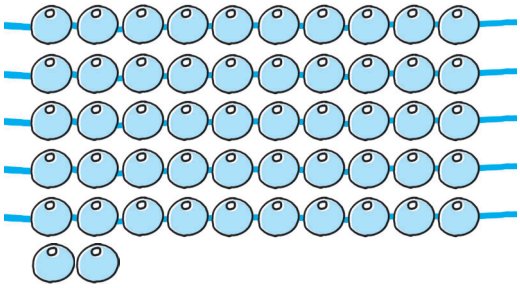

२५ ५२

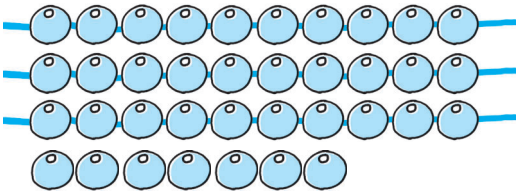

३७ ७३

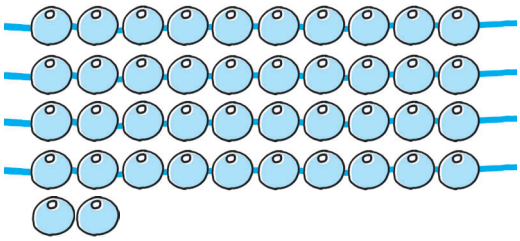

२४ ४२

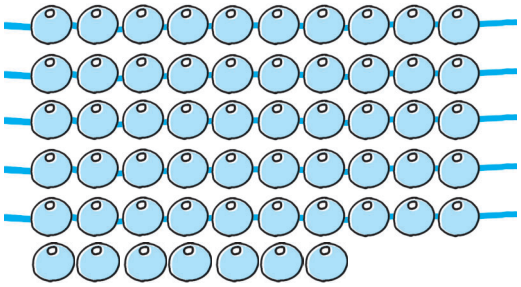

५७ ७५

सराव

बेरीज करा

१ + १ = ☐

८ + २ = ☐

७ + ३ = ☐

६ + ४ = ☐

५ + ५ = ☐

१ + ० = ☐

वजाबाकी करा

१ – ८ = ☐

८ – ७ = ☐

७ – ६ = ☐

६ – ५ = ☐

४ – ३ = ☐

१ – ० = ☐

संख्या – चांदणी योग्य दोऱ्याला लटकवा



८१ ते ८५

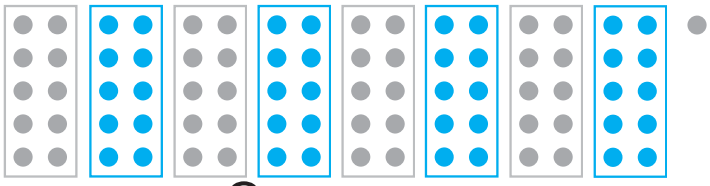

आठ दशक आणि एक

८१
एक्याऐंशी

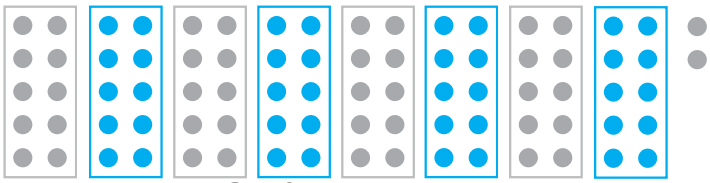

आठ दशक आणि दोन

८२
ब्याऐंशी

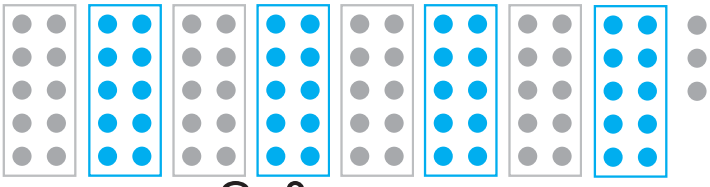

आठ दशक आणि तीन

८३
त्र्याऐंशी

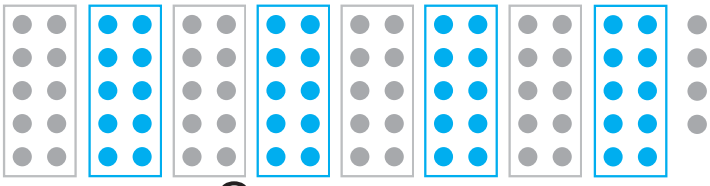

आठ दशक आणि चार

८४
चौऱ्याऐंशी

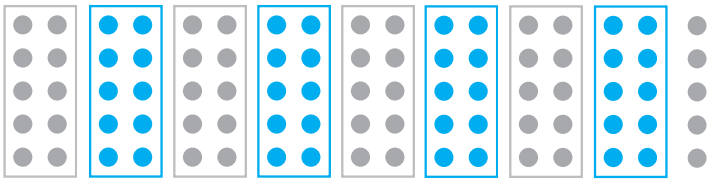

आठ दशक आणि पाच

८५
पंच्याऐंशी

८६ ते ९०

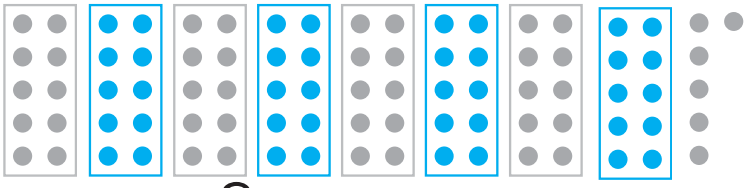

आठ दशक आणि सहा

८६
शहाऐंशी

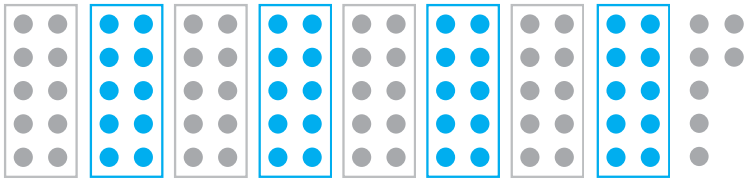

आठ दशक आणि सात

८७
सत्त्याऐंशी

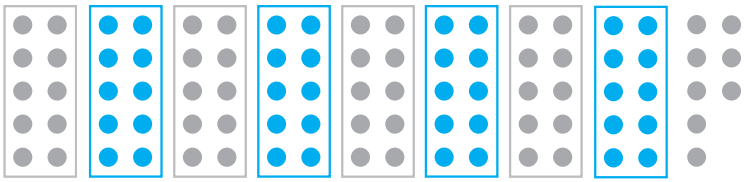

आठ दशक आणि आठ

८८
अठ्ठ्याऐंशी

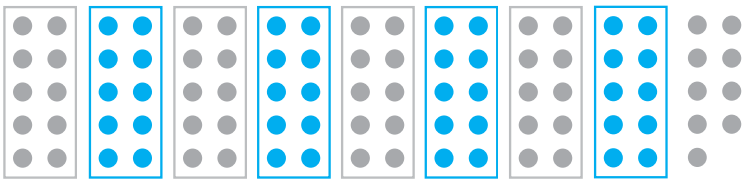

आठ दशक आणि नऊ

८९
एकोणनव्वद

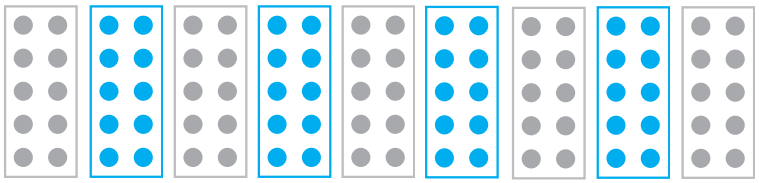

नऊ दशक

९०
नव्वद

९१ ते ९५

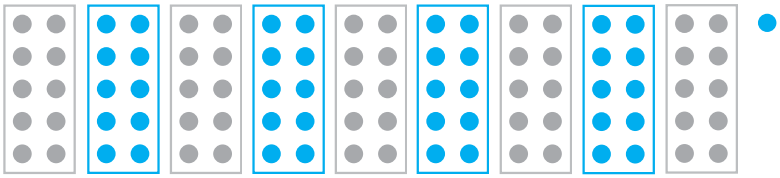

नऊ दशक आणि एक

९१
एक्याण्णव



नऊ दशक आणि दोन

९२
ब्याण्णव

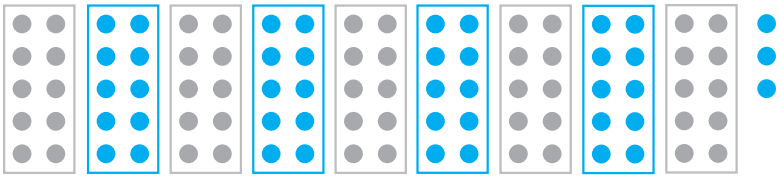

नऊ दशक आणि तीन

९३
त्र्याण्णव

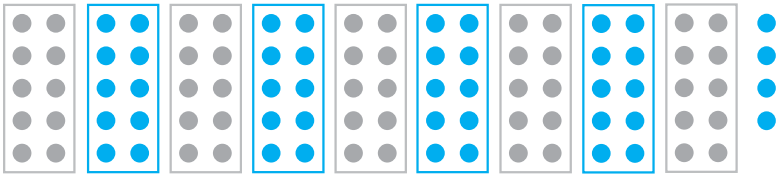

नऊ दशक आणि चार

९४
चौऱ्याण्णव

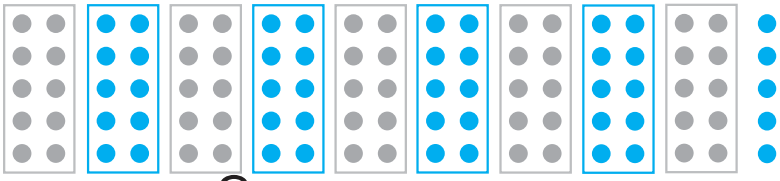

नऊ दशक आणि पाच

९५
पंच्याण्णव

९६ ते १००

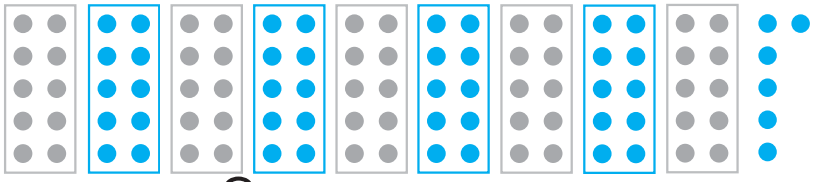

नऊ दशक आणि सहा

९६
शहाण्णव

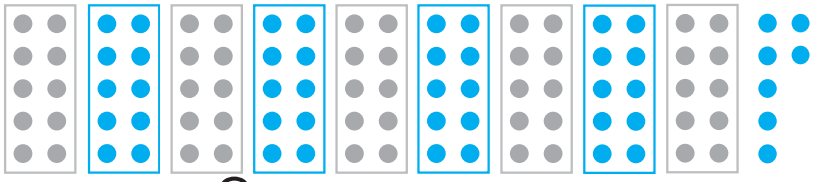

नऊ दशक आणि सात

९७
सत्त्याण्णव

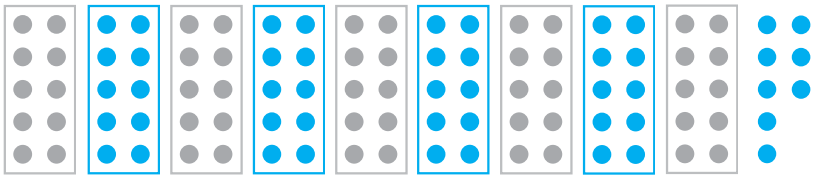

नऊ दशक आणि आठ

९८
अठ्ठ्याण्णव

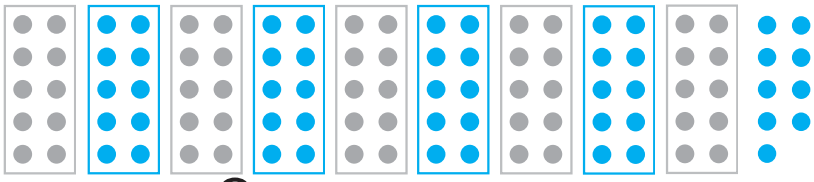

नऊ दशक आणि नऊ

९९
नव्व्याण्णव

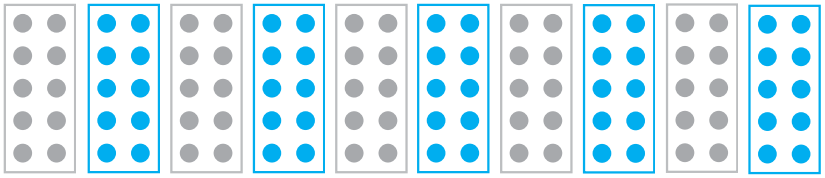

दहा दशक

१००
शंभर

१ ते १०० लिहा

१	२	३	४	५	६	७	८	९	१०
११									२०
२१									३०
३१									४०
४१									५०
५१									६०
६१									७०
७१									८०
८१									९०
९१									१००

घटक १४

मोजा आणि लिहा

Exercise

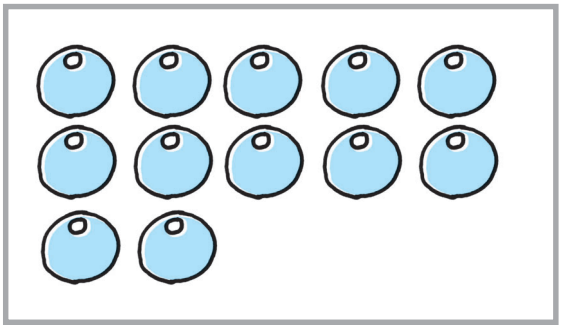

१२

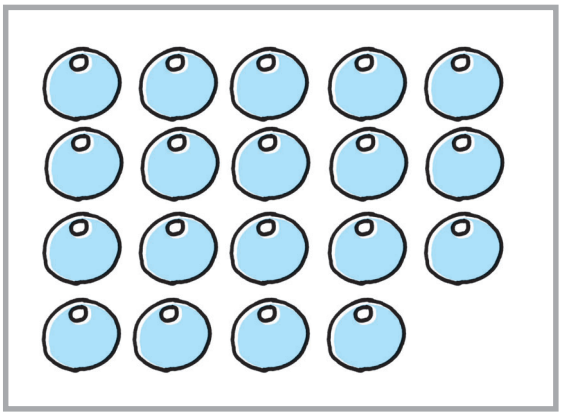

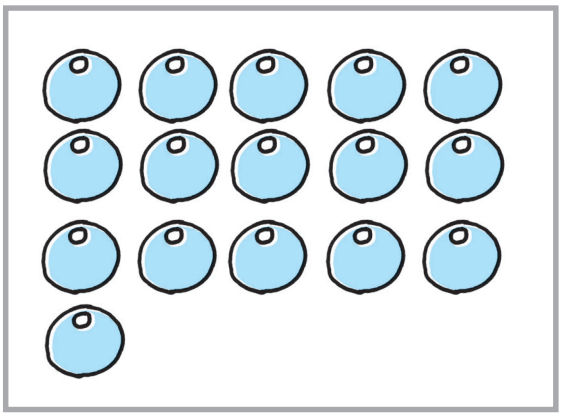

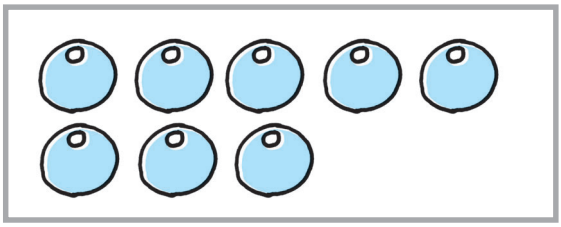

मोजा आणि लिहा

आधी दशक मोजा

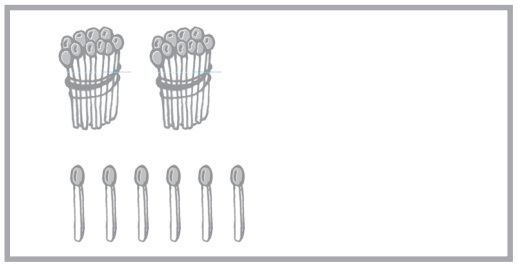

२६

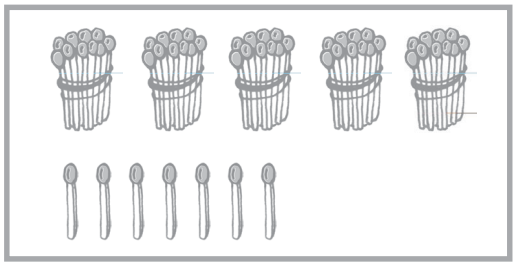

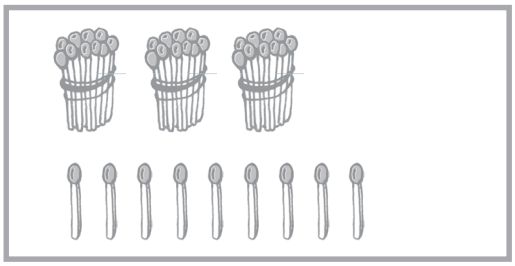

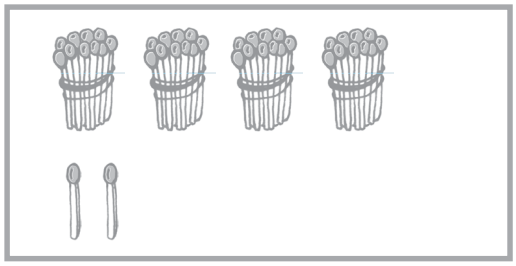

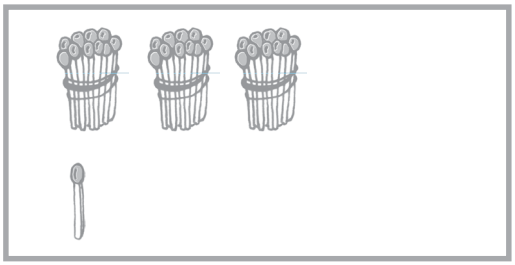

मोजा आणि लिहा

आधी दशक मोजा



८७





दशक

दशकाचे गट मोजा

१ दशक = १०



२ दशक = २०



३ दशक = ३०



४ दशक = ४०



५ दशक = ५०

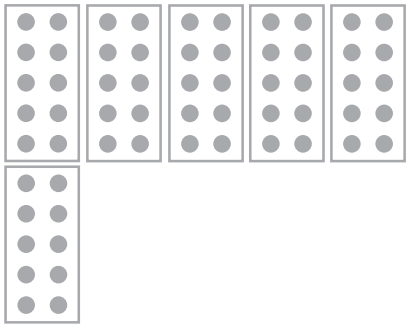

६ दशक = ६०

दशक

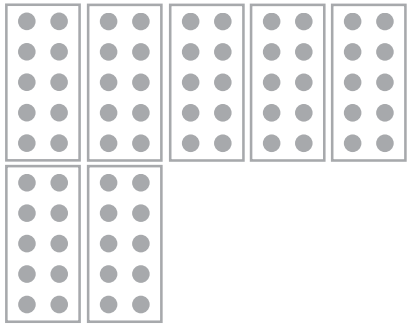

७ दशक = ७०

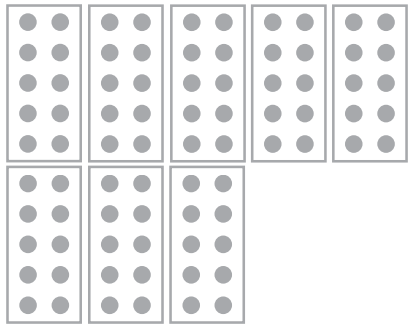

८ दशक = ८०

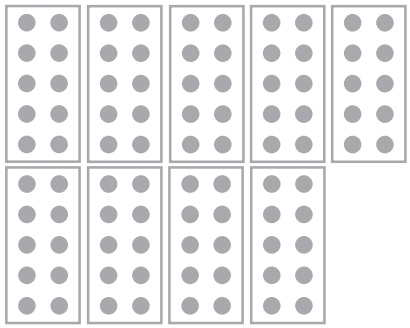

९ दशक = ९०



१० दशक = १००

१०, २०, ३०, ... असे मोजून किती ते ठरवा.

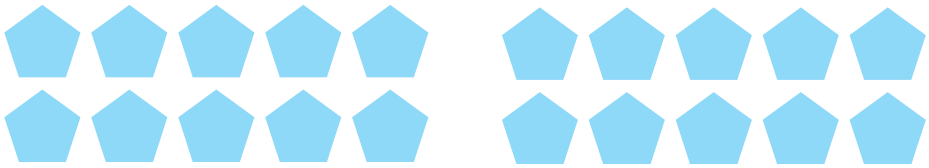

विदुषकांना त्यांच्या योग्य जागी पाठवा

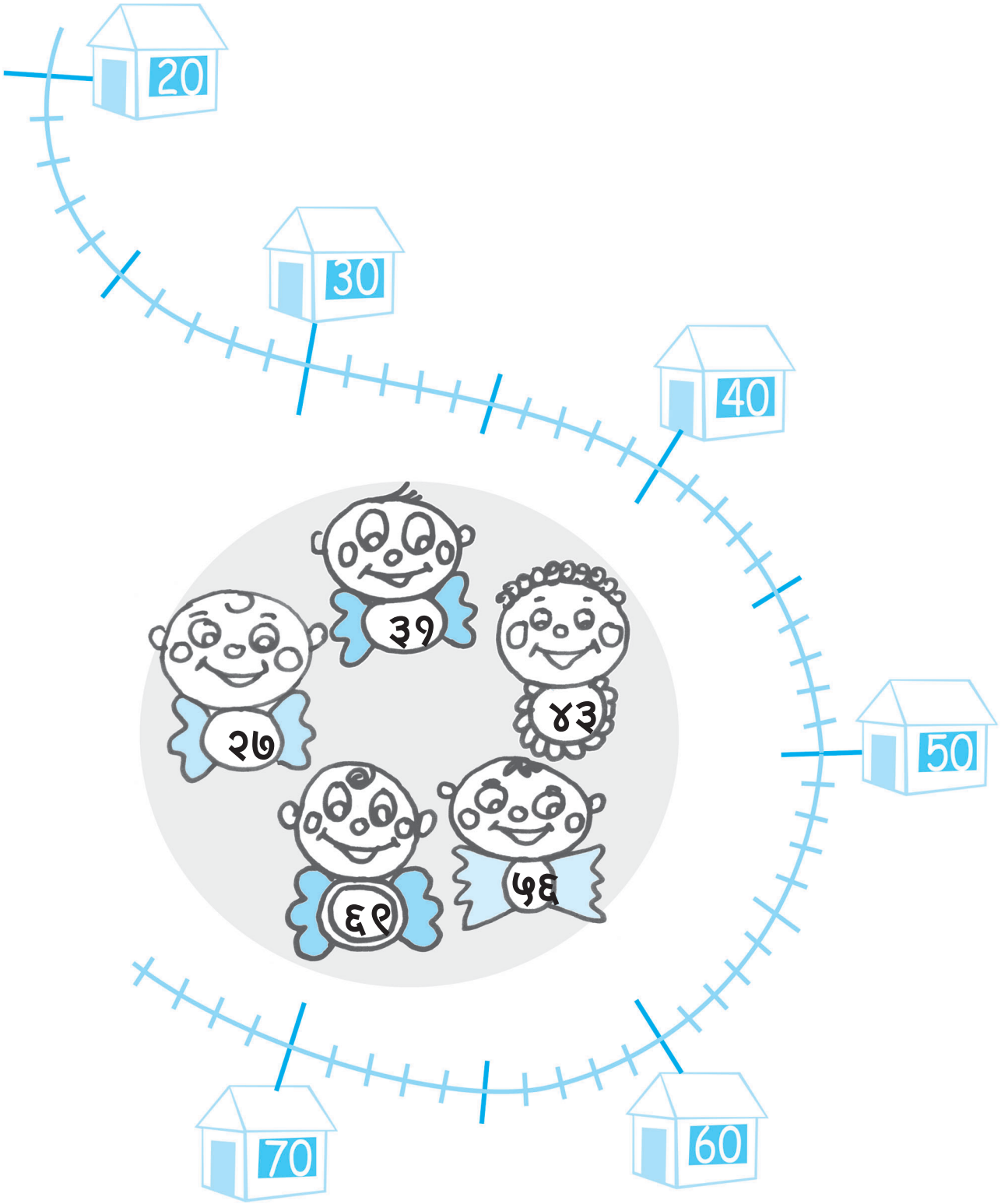

काही संख्या चुकीच्या जागी लिहिल्या आहेत.
त्या शोधून दुरुस्त करा.

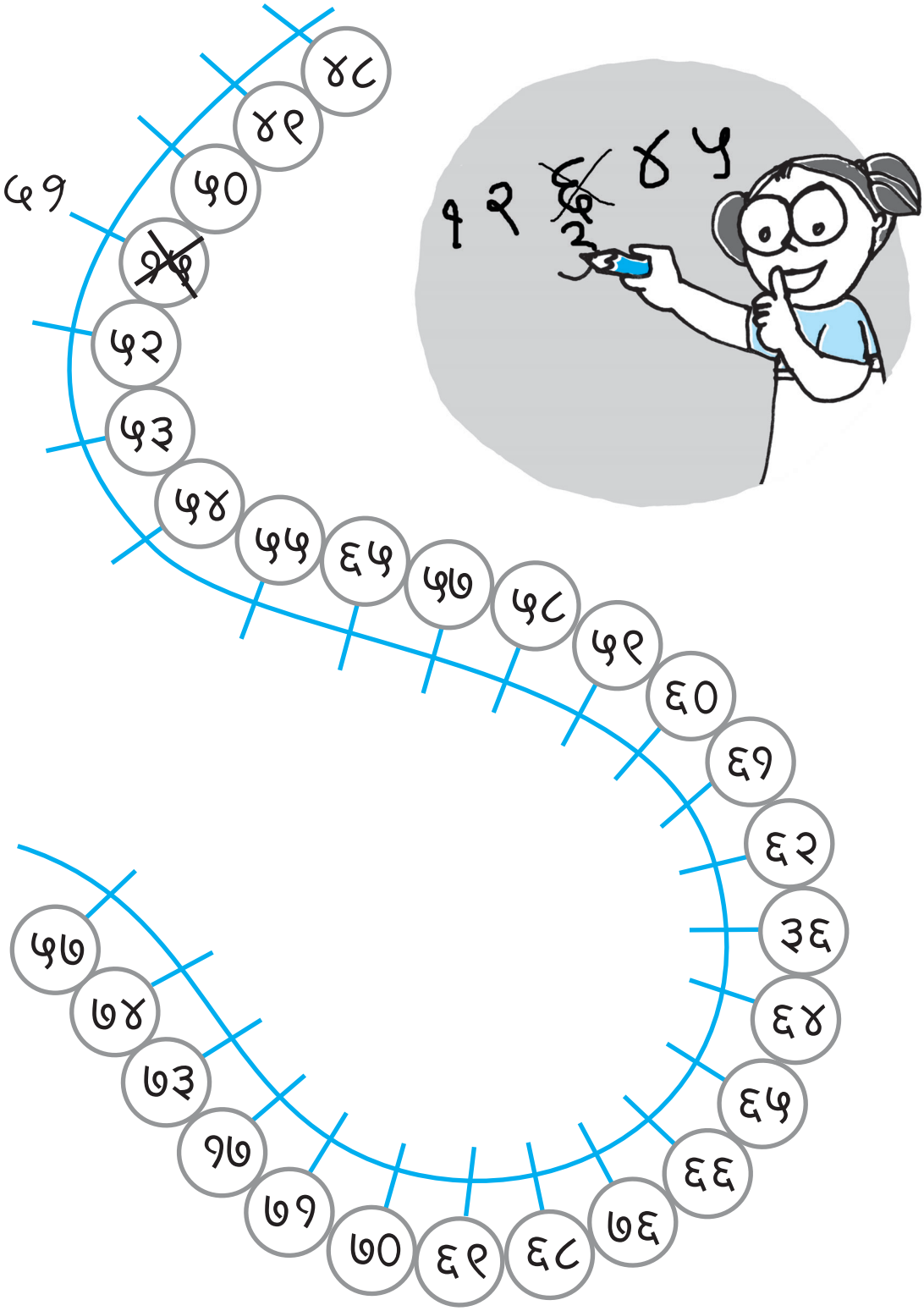

रिकाम्या जागी योग्य संख्या भरा

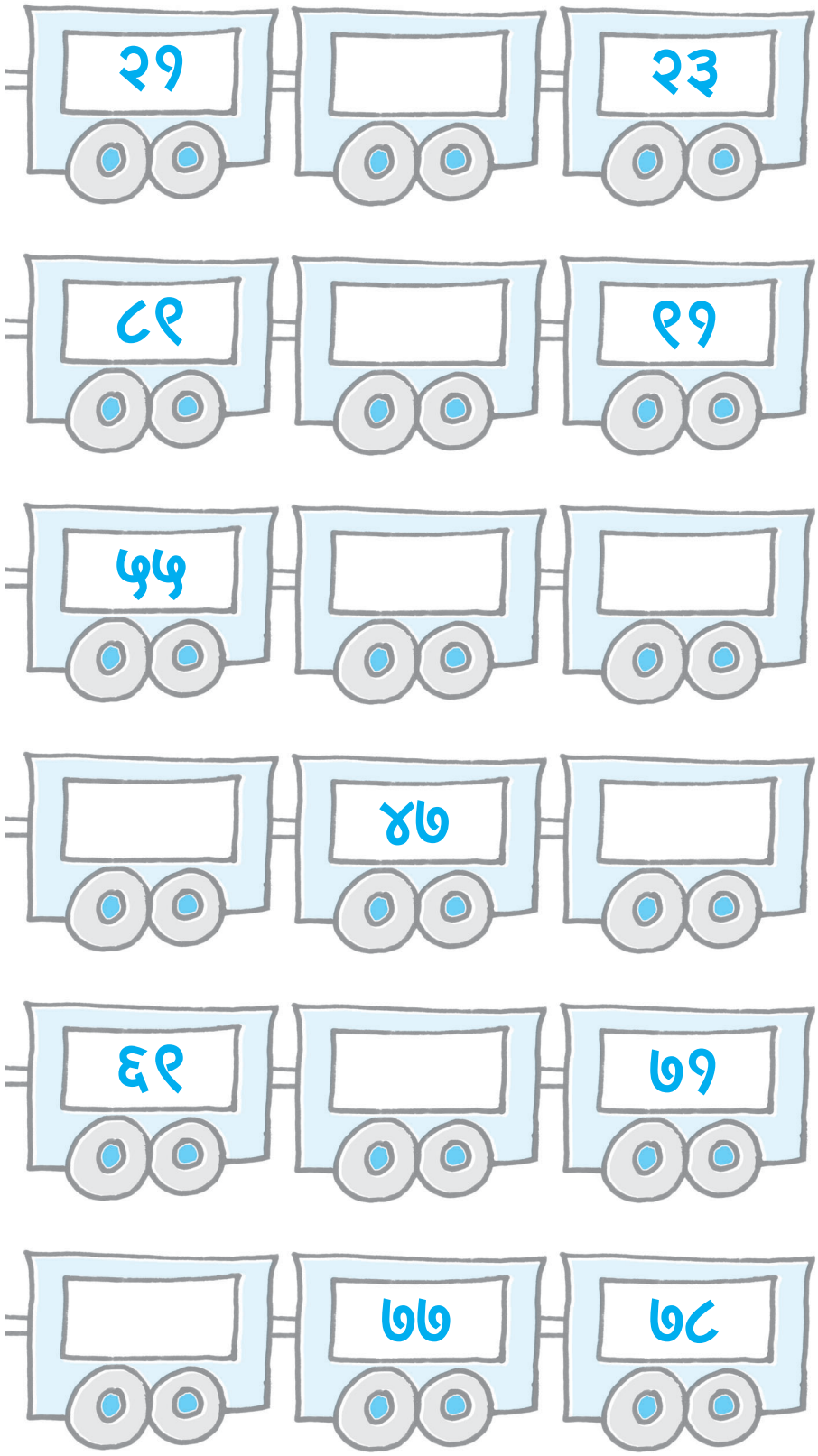

मोजा आणि योग्य संख्येभोवती रिंगण करा

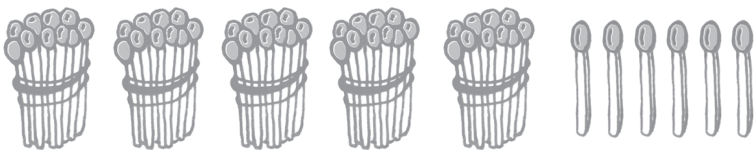

६५ ५६

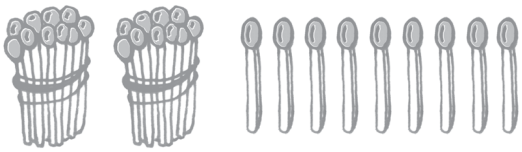

२९ ९२



३१ १३

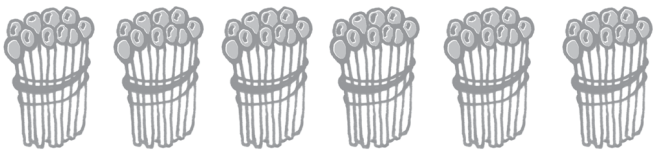

६ ६०



३४ ४३

संख्या – सहल : रिकाम्या चौकटीत योग्य संख्या भरा

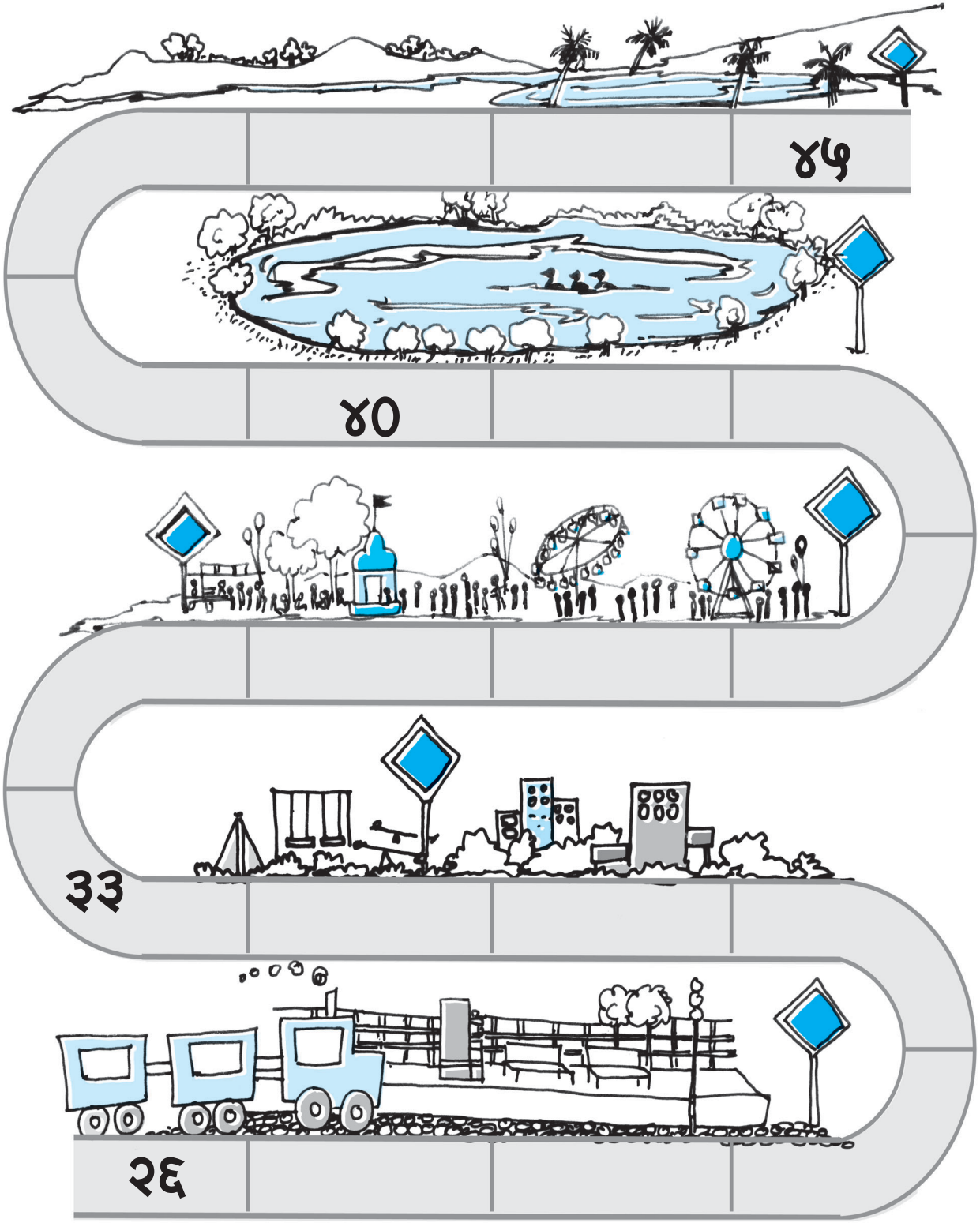

बेरीज दहा होणाऱ्या गाठोड्यांना रेघेने जोडा

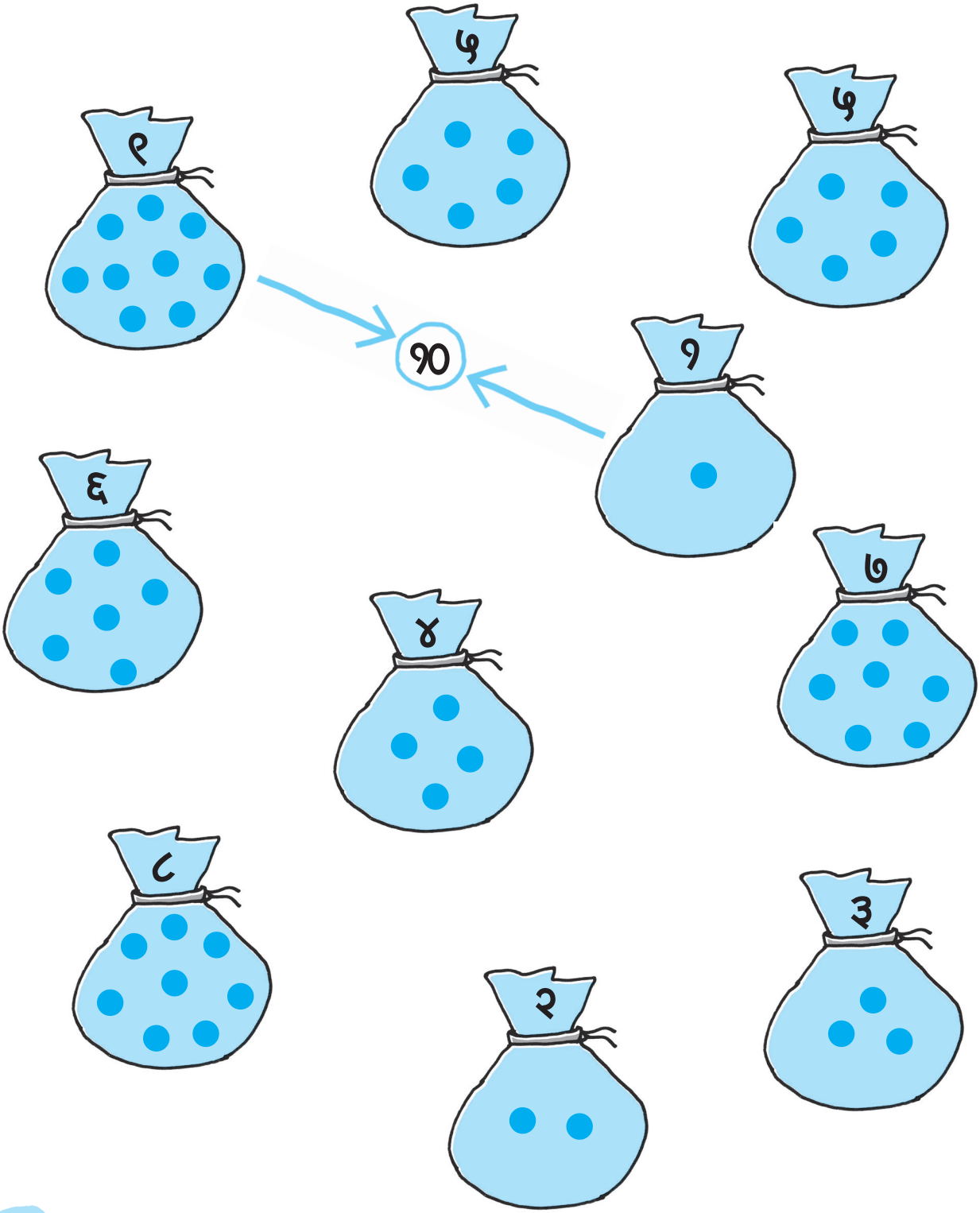

बेरीज दहा येण्यासाठी शिडावर योग्य संख्या लिहा

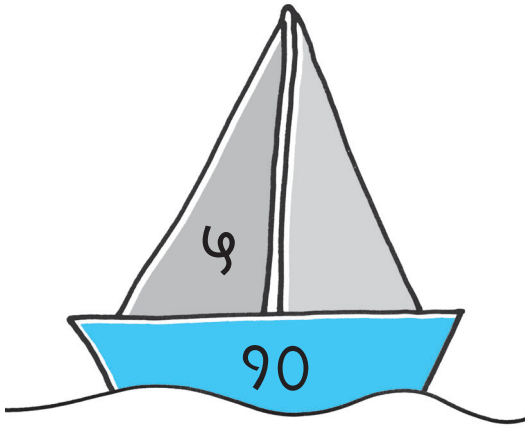

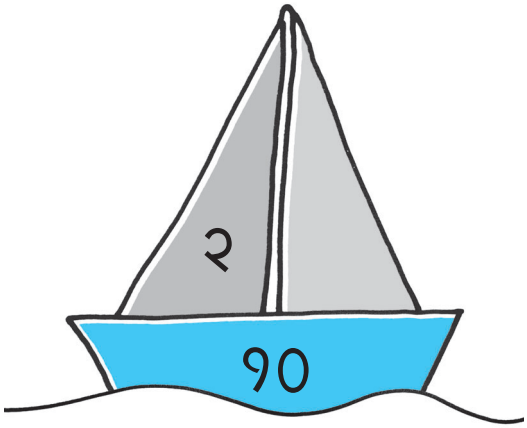

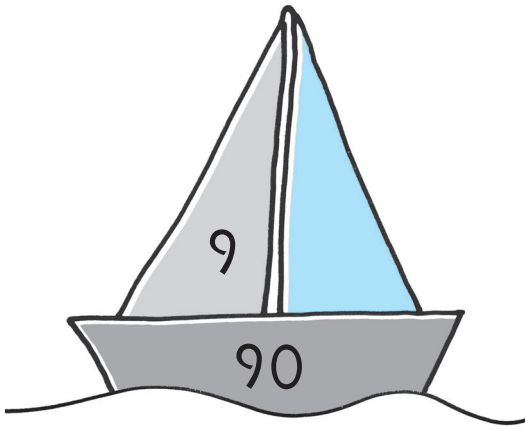

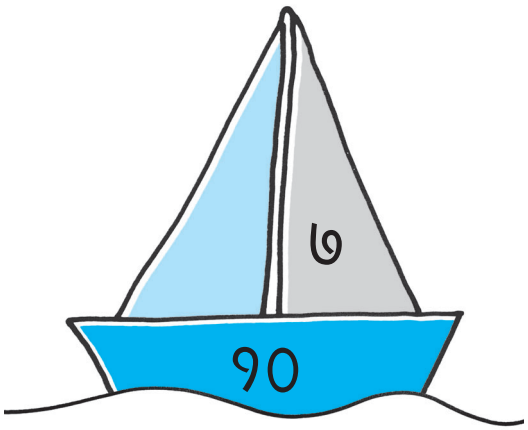

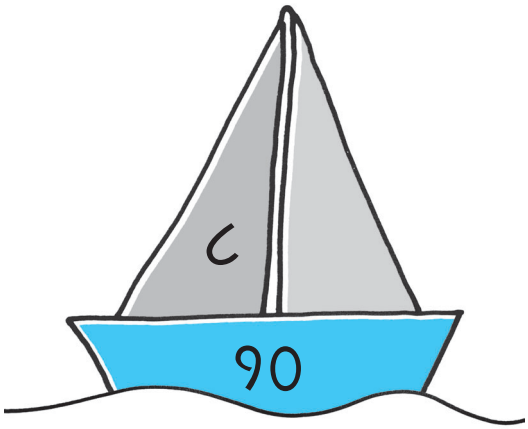

आकृती मोजा



आयत किती?

त्रिकोण किती?

वर्तुळे किती?

स्वाध्याय

१० + १ =	११ – १ =
१० + २ =	१२ – १ =
१० + ३ =	१३ – १ =
१० + ४ =	१४ – १ =
१० + ५ =	१५ – १ =
१० + ६ =	१६ – १ =
१० + ७ =	१७ – १ =
१० + ८ =	१८ – १ =
१० + ९ =	१९ – १ =

कोणता नियम दिसतो शोधा पाहू.

विरुद्ध जोड्या लावा



बेरीज करा

५ + ७ = ☐

६ + ६ = ☐

४ + १ = ☐

५ + ३ = ☐

८ + ७ = ☐

१ + २ = ☐

३ + ८ = ☐

५ + ५ = ☐

६ + ८ = ☐

४ + ७ = ☐

१० + ५ = ☐

१२ + ७ = ☐

१५ + ४ = ☐

१३ + ६ = ☐

११ + ७ = ☐

१८ + ० = ☐

१६ + २ = ☐

१४ + ३ = ☐

१० + ८ = ☐

१५ + ४ = ☐

वजाबाकी करा

१ – ४ =	१९ – ४ =
८ – ३ =	१७ – ३ =
७ – ५ =	१८ – ५ =
१ – ६ =	१६ – ४ =
६ – २ =	१४ – २ =
१२ – ३ =	१५ – ४ =
१९ – ३ =	१८ – ५ =
१८ – २ =	१३ – ० =
१५ – ५ =	१२ – १ =
१८ – ७ =	१९ – १ =

स्वाध्याय

८ + ४ = ☐

१५ − ३ = ☐

९ + ९ = ☐

१० + ६ = ☐

१९ − ४ = ☐

४ + ४ = ☐

७ + ३ = ☐

१३ + ५ = ☐

१६ − ३ = ☐

१७ − ६ = ☐

१९ + १ = ☐

१२ + ७ = ☐

१२ − १ = ☐

१८ − ७ = ☐

१८ + ० = ☐

१८ − ० = ☐

१५ − ५ = ☐

१४ − ३ = ☐

१० + १० = ☐

२० − १० = ☐

चित्र रंगवा